



KOŃCÓWKI I TULEJE ZE STALI NIERDZEWNEJ



Schlaucharmaturen ohne Ausreissicherung Hose Couplings without Wire Trap Area





SCHLAUCHARMATUREN OHNE AUSREISSSICHERUNG


HOSE COUPLINGS WITHOUT WIRE TRAP AREA

Produktgruppen	Product Groups	Seite Page
Hinweise zu den Nenndrücken der Armaturen	<i>Working Pressure for Hose Fittings</i>	2.5
Übersichtstabelle Fassungen und Schläuche	<i>Product Overview of Ferrules and Hoses</i>	2.6
Übersichtstabelle Fassungen und Schläuche	<i>Product Overview of Ferrules and Hoses</i>	2.7
Pressfassungen  <ul style="list-style-type: none"> - Pressfassungen - PF-PTFE - Pressfassungen - PF-W-PTFE - Pressfassungen - PF-R7 - Pressfassungen - P1 - Pressfassungen - P9 - Pressfassungen - P3 - Pressfassungen - P2 - Pressfassungen - P8 - Pressfassungen - P5 	Ferrules <ul style="list-style-type: none"> - Ferrules - PF-PTFE - Ferrules - PF-W-PTFE - Ferrules - PF-R7 - Ferrules - P1 - Ferrules - P9 - Ferrules - P3 - Ferrules - P2 - Ferrules - P8 - Ferrules - P5 	2.8 2.9 2.10 2.11 2.12 2.13 2.14 2.15 2.16
Dichtkegel mit O-Ring  <ul style="list-style-type: none"> - Leichte Reihe - Gerade - Schwere Reihe - Gerade - Leichte Reihe - 45°-Bogen - Schwere Reihe - 45°-Bogen - Leichte Reihe - 90°-Bogen - Schwere Reihe - 90°-Bogen 	Tapered Nipples with O-ring <ul style="list-style-type: none"> - Light Series - Straight - Heavy Series - Straight - Light Series - 45°-Elbow - Heavy Series - 45°-Elbow - Light Series - 90°-Elbow - Heavy Series - 90°-Elbow 	2.17 2.18 2.19 2.20 2.21 2.22
Universal-Dichtkegel  <ul style="list-style-type: none"> - Leichte Reihe - Gerade - Leichte Reihe - 90°-Bogen - Leichte Reihe - 45°-Bogen 	Universal Tapered Nipples <ul style="list-style-type: none"> - Light Series - Straight - Light Series - 90°-Elbow - Light Series - 45°-Elbow 	2.23 2.24 2.25
Rohrstutzen  <ul style="list-style-type: none"> - Leichte Reihe - Gerade - Schwere Reihe - Gerade - Gerade - 45°-Bogen - 90°-Bogen 	Pipe Connectors <ul style="list-style-type: none"> - Light Series - Straight - Heavy Series - Straight - Straight - 45°-Elbow - 90°-Elbow 	2.26 2.27 2.28 2.29 2.30
Rohrstutzen für Doppel-Klemmring-Verschraubungen  <ul style="list-style-type: none"> - Gerade 	Pipe Connectors for Twin Ferrule Couplings <ul style="list-style-type: none"> - Straight 	2.31
Dichtkegel  <ul style="list-style-type: none"> - BSP - 60° - Gerade - BSP - 60° - 90°-Bogen - BSP - 60° - 45°-Bogen 	Tapered Nipples <ul style="list-style-type: none"> - BSP - 60° - Straight - BSP - 60° - 90°-Elbow - BSP - 60° - 45°-Elbow 	2.32 2.33 2.34
Nippel - Flachdichtend  <ul style="list-style-type: none"> - BSP - Gerade - BSP - 90°-Bogen 	Nipples - Flat sealing <ul style="list-style-type: none"> - BSP - Straight - BSP - 90°-Elbow 	2.35 2.36
JIC - 37°  <ul style="list-style-type: none"> - Nippel - Gerade - Nippel - 45°-Bogen - Nippel - 90°-Bogen - Nippel mit zwei Sechskant - Außengewinde-Nippel 	JIC - 37° <ul style="list-style-type: none"> - Female Nipples - Straight - Female Nipples - 45°-Elbow - Female Nipples - 90°-Elbow - Female Nipples with Double Hexagon - Male Nipples 	2.37 2.38 2.39 2.40 2.41
Außengewinde-Nippel  <ul style="list-style-type: none"> - Leichte Reihe - Metrisch - 24°-Konus - Schwere Reihe - Metrisch - 24°-Konus - BSP - 60°-Konus - BSP - Flachdichtend - Kegelig - NPT 	Male Nipples <ul style="list-style-type: none"> - Light Series - Metric - 24°-Cone - Heavy Series - Metric - 24°-Cone - BSP - 60°-Cone - BSP - Flat sealing - Taper - NPT 	2.42 2.43 2.44 2.45 2.46 2.47

Produktgruppen	Product Groups	Seite Page
 <p>Doppelschlauchnippel</p>	<i>Double-Hose Connectors</i>	2.48
 <p>Waschgeräte-Nippel</p>	<i>Waterwash-Nipples</i>	2.49
 <p>SAE-Flanschnippel - Gerade - 90°-Bogen - 45°-Bogen</p>	<i>SAE-Flanged Nipples</i> - Straight - 90°-Elbow - 45°-Elbow	2.50 2.51 2.52
 <p>Hohlschrauben</p>	<i>Bolts</i>	2.53
 <p>Ringstutzen</p>	<i>Banjos</i>	2.54
 <p>Ringnippel</p>	<i>Banjos</i>	2.55
 <p>SAE-Vollflansch</p>	<i>SAE-Flange Clamp</i>	2.56
 <p>SAE-Flanschhälften</p>	<i>SAE-Split Flange Halves</i>	2.57
 <p>Metrische Schrauben</p>	<i>Metric Screws</i>	2.58
 <p>Steck-O-Nippel</p>	<i>Quick-Disconnect O-Nipples</i>	2.59
 <p>ORFS-Außengewinde-Nippel</p>	<i>ORFS-Male Nipples</i>	2.60



Produktgruppen	Product Groups	Seite Page
 ORFS-Nippel <ul style="list-style-type: none">- Gerade- 90°-Bogen- 45°-Bogen	ORFS-Nipples <ul style="list-style-type: none">- <i>Straight</i>- <i>90°-Elbow</i>- <i>45°-Elbow</i>	2.61 2.62 2.63
 Push-Lock Nippel - PL <ul style="list-style-type: none">- Dichtkegel mit O-Ring - Leichte Reihe - Gerade- Rohrstutzen - Leichte Reihe - Gerade- Dichtkegel - BSP - 60° - Gerade- Aussengewinde-Nippel - Leichte Reihe - Metrisch - 24°-Konus- Aussengewinde-Nippel - BSP - 60°-Konus	Push-Lock Inserts - PL <ul style="list-style-type: none">- <i>Tapered Nipples with O-ring - Light Series - Straight</i>- <i>Pipe Connectors - Light Series - Straight</i>- <i>Tapered Nipples - BSP - 60° - Straight</i>- <i>Male Nipples - Light Series - Metric - 24°-Cone</i>- <i>Male Nipples - BSP - 60°-Cone</i>	2.64 2.65 2.66 2.67 2.68





Bitte beachten Sie die maximal zulässigen Betriebsdrücke der Anschlussarmaturen gemäß den zugehörigen Normen:

- DIN 20066 •DIN 7641 •DIN 7642 •SAE 514
- SAE J 518 •SAE J 1453 •BS 5200-ISO WD 8434-6

Auf jeden Fall überschreiten die PH Armaturen aufgrund der Robustheit und der hohen Qualität generell die o.g. Spezifikationen.

Der Nenndruck der Schlauchleitung, komplett mit allen Komponenten, einschließlich Verschraubungen und Adapter, muss jeweils vom schwächsten Bestandteil definiert werden.

Please note the maximum allowed Working Pressures for Hose Fitting Connections according to their International Standards as described in:

- DIN 20066 •DIN 7641 •DIN 7642 •SAE 514
- SAE J 518 •SAE J 1453 •BS 5200-ISO WD 8434-6

Anyway the robustness and high quality of the PH hose couplings generally exceed the mentioned performance.

The pressure rating of the hose assembly, complete of all the components, including fittings and adapters, must be defined based on the rate of the weakest component.

Beschreibung Description	Normen Standards	Max. Betriebsdruck in bar (PN) Max. Working Pressure in bar (PN)											
		Zoll / inch											
		3/16"	1/4"	5/16"	3/8"	1/2"	5/8"	3/4"	1"	1 1/4"	1 1/2"	2"	
		Dash											
		03	04	05	06	08	10	12	16	20	24	32	
		DN											
		5	6	8	10	12	16	19	25	31	38	51	
Außengewinde - BSP Zyl. + Keg. Male Nipples - BSP + Taper	AGR + AGRk	BS 5200 - ISO WD8434-6	350	630	550	550	430	350	350	280	250	210	210
Dichtkopf BSP - O-Ring Tapered Nipples with O-ring	DKOR	BS 5200 - ISO WD8434-6							350	280	250	210	210
Dichtkopf - BSP Tapered Nipples - BSP	DKR + DRF	BS 5200 - ISO WD8434-6	500	630	550	550	430	350	350	280	160	125	80
Universaldichtkopf Universal Tapered Nipples	DKL	DIN 20066	250	250	250	250	250	160					
Dichtkopf metrisch 60° Universal Tapered Nipples	DKLL	DIN 20066							63	63	63	63	40
Außengewinde metrisch 24° Metric-Male Nipples 24°	CEL	DIN 20066	415	500	500	400	400	400	280	250	250	250	
Dichtkopf metrisch 24° Tapered Nipples with O-ring	DKOL	DIN 20066	415	500	500	400	400	400	280	250	250	250	
Außengewinde metrisch 24° Metric-Male Nipples 24°	CES	DIN 20066	630	630	630	630	630	450	420	420	420	420	
Dichtkopf metrisch 24° Tapered Nipples with O-ring	DKOS	DIN 20066	630	630	630	630	630	450	420	420	420	420	
Ringstutzen Banjos	RGN	DIN 7641 + 7642	300	300	300	300	300	250	250	250			
Außengewinde JIC-37° JIC-37°-Male Nipples	AGJ	SAE 514	410	410	350	350	350	350	350	280	210	160	160
Dichtkopf JIC-37° JIC-37°-Female Nipples	DKJ	SAE 514	410	410	350	350	350	350	350	280	210	160	160
Außengewinde NPT Male Nipples NPT	AGN	SAE 514	630	630	630	630	630	350	630	400	400	400	315
ORFS Außengewinde-Nippel ORFS Male Nipples	MORFS	SAE J 1453	420	460	460	460	420	420	420	350	275	210	
Dichtkopf ORFS - Gerade ORFS-Nipples - Straight	FORFS - Gerade FORFS - Straight	SAE J 1453	420	460	460	460	420	420	420	350	275	210	
Dichtkopf ORFS - Bogen ORFS-Nipples - Elbow	FORFS - Bogen FORFS - Elbow	SAE J 1453	420	460	460	460	420	420	420	350	275	210	
SAE-Flanschnippel SAE-Flanged Nipples	SFL 3000 P.S.I.	SAE J 518 / ISO 6162-1					350		350	350	280	210	210
SAE-Flanschnippel SAE-Flanged Nipples	SFS 6000 P.S.I.	SAE J 518 / ISO 6162-2					420		420	420	420	420	420
Steck-O-Nippel	STN	DIN 20043		640		530	500		450	400	300	145	130

ÜBERSICHTSTABELLE FASSUNGEN UND SCHLÄUCHE

PRODUCT OVERVIEW OF FERRULES AND HOSES



EDELSTAHL / STAINLESS STEEL
VERBINDUNGSTECHNIK
FLUID CONNECTORS

In der Übersichtstabelle finden Sie die richtige Fassung zu Ihrem Schlauch.

skive = schälen
non skive = nicht schälen

Here you will find the correct ferrule to your hose.

*skive = schälen
non skive = nicht schälen*

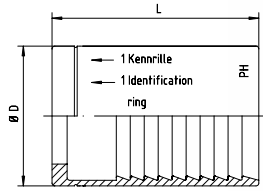
Schlauch-Typ Hose-Type			2 TE - EN 854	3 TE - EN 854	1 ST - EN 853	2 ST - EN 853	1 SN - EN 853 SAE 100 R1AT	2 SN - EN 853 SAE 100 R2AT
DN	Größe Size dash	Zoll / inch	Fassung-Typ Ferrule-Type	Fassung-Typ Ferrule-Type	Fassung-Typ Ferrule-Type	Fassung-Typ Ferrule-Type	Fassung-Typ Ferrule-Type	Fassung-Typ Ferrule-Type
05	03	3/16"					P1 non skive	P2 non skive
06	04	1/4"	P1 non skive	P2 non skive	P1 skive	P3 skive	P1 / P5 non skive P1 skive	P2 / P5 non skive P3 skive
08	05	5/16"	P1 non skive	P2 non skive	P1 skive	P3 skive	P1 / P5 non skive P1 skive	P2 / P5 non skive P3 skive
10	06	3/8"	P1 non skive	P2 non skive	P1 skive	P3 skive	P1 / P5 non skive P1 skive	P2 / P5 non skive P3 skive
12	08	1/2"	P1 non skive	P2 non skive	P1 skive	P3 skive	P1 / P5 non skive P1 skive	P2 / P5 non skive P3 skive
16	10	5/8"	P1 non skive	P2 non skive	P1 skive	P3 skive	P1 / P5 non skive P1 skive	P2 / P5 non skive P3 skive
19	12	3/4"	P1 non skive	P2 non skive	P1 skive	P3 skive	P1 / P5 non skive P1 skive	P2 / P5 non skive P3 skive
25	16	1"	P1 non skive	P2 non skive	P1 skive	P3 skive	P1 / P5 non skive P1 skive	P2 / P5 non skive P3 skive
31	20	1 1/4"		P2 non skive	P1 skive	P3 skive	P1 non skive skive	P8 non skive P3 skive
38	24	1 1/2"		P2 non skive	P1 skive	P3 skive	P1 non skive skive	P8 non skive P3 skive
51	32	2"		P2 non skive	P1 skive	P3 skive	P1 non skive skive	P8 non skive P3 skive
60	38	2 3/8"		P2 non skive				P8 non skive
63	40	2 1/2"						
76	48	3"						P8 non skive
80				P2 non skive				



In der Übersichtstabelle finden Sie die richtige Fassung zu Ihrem Schlauch.
skive = schälen
non skive = nicht schälen

*Here you will find the correct ferrule to your hose.
skive = schälen
non skive = nicht schälen*

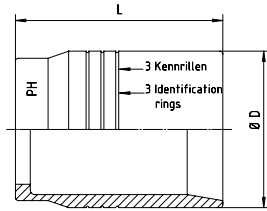
1 SC - EN 857	2 SC - EN 857	4 SP - EN 856	4 SH - EN 856	R13 - EN 856	SAE 100 R15	R7 - EN 855 R8 - EN 855	PTFE - glatt PTFE - flat	PTFE - Well PTFE - Convoluted
Fassung-Typ Ferrule-Type	Fassung-Typ Ferrule-Type	Fassung-Typ Ferrule-Type	Fassung-Typ Ferrule-Type Interlock	Fassung-Typ Ferrule-Type Interlock	Fassung-Typ Ferrule-Type Interlock	Fassung-Typ Ferrule-Type	Fassung-Typ Ferrule-Type	Fassung-Typ Ferrule-Type
						PF-R7 non skive	PF-PTFE	
P9 non skive	P1 / P5 non skive P1 skive	P3Sp4-DN 06				PF-R7 non skive	PF-PTFE	PF-W-PTFE
P9 non skive	P1 / P5 non skive P1 skive					PF-R7 non skive	PF-PTFE	PF-W-PTFE
P9 non skive	P1 / P5 non skive P1 skive	P3 skive				PF-R7 non skive	PF-PTFE	PF-W-PTFE
P9 non skive	P1 / P5 non skive P1 skive	P3 skive				PF-R7 non skive	PF-PTFE	PF-W-PTFE
P1 non skive	P1 / P5 non skive P1 skive	P3 skive				PF-R7 non skive	PF-PTFE	PF-W-PTFE
P1 non skive	P1 / P5 non skive P1 skive	P3 skive	P4-I internal+ external skive	P6-I internal+ external skive	P7-I internal+ external skive	PF-R7 non skive	PF-PTFE	PF-W-PTFE
P1 non skive	P1 / P5 non skive P1 skive	P3 skive	P4-I internal+ external skive	P6-I internal+ external skive	P7-I internal+ external skive	PF-R7 non skive	PF-PTFE	PF-W-PTFE
	P8 non skive	P3 skive	P4-I internal+ external skive	P6-I internal+ external skive	P7-I internal+ external skive			PF-W-PTFE
	P8 non skive	P3 skive	P4-I internal+ external skive	P6-I internal+ external skive	P7-I internal+ external skive			
	P8 non skive	P3Sp4-DN 51	P4-I internal+ external skive	P6-I internal+ external skive				
	P8 non skive							
	P8 non skive							



PF-PTFE
Für Schlauchtyp:
PTFE-Schlauch, dicke Seele, mit 1 Klöppellage
Zu verwenden für Nippel Rubrik 2.17-2.63

PF-PTFE
For Hose Type:
PTFE-Hose, heavy wall, with 1 braid
To use for Nipples Category 2.17-2.63

Schlauch Hose DN	DN Bore in.	D	L	Bemerkungen Notes	Bestellzeichen Order-Code	Brutto-Preis Gross-Price Euro (€)
05	3/16"	12	24,5		PF-PTFE-DN 05	5,00
06	1/4"	14	33,0		PF-PTFE-DN 06	5,00
08	5/16"	17	33,0		PF-PTFE-DN 08	5,13
10	3/8"	19	33,0		PF-PTFE-DN 10	5,25
12	1/2"	23	35,0		PF-PTFE-DN 12	5,40
16	5/8"	27	38,0		PF-PTFE-DN 16	6,60
19	3/4"	30	44,0		PF-PTFE-DN 19	12,50
25	1"	37	50,0		PF-PTFE-DN 25	17,50



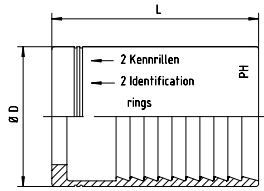
PF-W-PTFE

Für Schlauchtyp :
PT3W - PTFE-Wellenschlauch, mit 1 Klöppellage
Zu verwenden für Nippel Rubrik 2.17-2.63

PF-W-PTFE

For Hose Type:
PT3W - PTFE-Convolute-Hose, with 1 braid
To use for Nipples Category 2.17-2.63

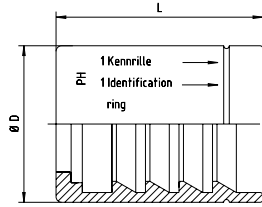
Schlauch Hose DN	DN Bore in.	D	L	Bemerkungen Notes	Bestellzeichen Order-Code	Brutto-Preis Gross-Price Euro (€)
06	1/4"	18,0	33,0		PF-W-PTFE-DN 06	6,00
08	5/16"	20,0	33,0		PF-W-PTFE-DN 08	6,00
10	3/8"	23,5	33,0		PF-W-PTFE-DN 10	6,15
12	1/2"	26,3	35,0		PF-W-PTFE-DN 12	6,30
16	5/8"	30,0	38,0		PF-W-PTFE-DN 16	7,95
19	3/4"	34,3	44,0		PF-W-PTFE-DN 19	15,00
25	1"	40,6	50,0		PF-W-PTFE-DN 25	21,00
31	1 1/4"				PF-W-PTFE-DN 31	39,50



PF-R7 - nicht schälen
Für Schlauchtyp:
R7 - DIN EN 855
R8 - DIN EN 855
Zu verwenden für Nippel Rubrik 2.17-2.63

PF-R7 - non skive
For Hose Type:
R7 - DIN EN 855
R8 - DIN EN 855
To use for Nipples Category 2.17-2.63

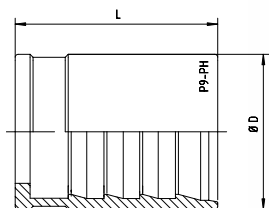
Schlauch Hose DN	DN Bore in.	D	L	Bemerkungen Notes	Bestellzeichen Order-Code	Brutto-Preis Gross-Price Euro (€)
05	3/16"	14	26,5		PF-R7-DN 05	5,95
06	1/4"	18	34,5		PF-R7-DN 06	6,05
08	5/16"	19	34,5		PF-R7-DN 08	6,80
10	3/8"	22	35,0		PF-R7-DN 10	6,80
12	1/2"	25	37,0		PF-R7-DN 12	7,50
16	5/8"	30	40,0		PF-R7-DN 16	11,35
19	3/4"	33	45,0		PF-R7-DN 19	15,00
25	1"	40	50,0		PF-R7-DN 25	21,00



P1
Für Schlauchtyp :
2 TE - DIN - EN 854 - DN <25
1 SN - DIN - EN 853 + SAE 100 R1AT / 1 ST - DIN - EN 853 + SAE 100 R 1 A
1 SC - DIN - EN 857 - DN 16 - 19 - 25 / 2 SC - Compact - DIN - EN 857
Zu verwenden für Nippel Rubrik 2.17-2.63

P1
For Hose Type:
2 TE - DIN - EN 854 - DN <25
1 SN - DIN - EN 853 + SAE 100 R1AT / 1 ST - DIN - EN 853 + SAE 100 R 1 A
1 SC - DIN - EN 857 - DN 16 - 19 - 25 / 2 SC - Compact - DIN - EN 857
To use for Nipples Category 2.17-2.63

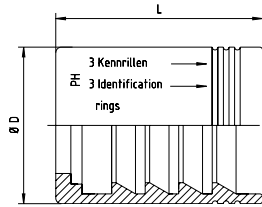
Schlauch Hose DN	DN Bore in.	D	L	Bemerkungen Notes	Bestellzeichen Order-Code	Brutto-Preis Gross-Price Euro (€)
05	3/16"	21	23,0	nur für 1 SN / only for 1 SN	P1-DN 05	6,50
06	1/4"	20	34,5		P1-DN 06	6,50
08	5/16"	22	34,5		P1-DN 08	6,55
10	3/8"	25	35,0		P1-DN 10	6,65
12	1/2"	28	37,0		P1-DN 12	7,25
16	5/8"	32	40,0		P1-DN 16	9,55
19	3/4"	36	45,0		P1-DN 19	13,35
25	1"	45	50,0		P1-DN 25	17,95
31	1 1/4"	55	70,0		P1-DN 31	30,65
38	1 1/2"	60	70,0		P1-DN 38	39,80
51	2"	76	80,0		P1-DN 51	53,80



P9 - nicht schälen
Für Schlauchtyp:
1 SC - DIN - EN 857
Zu verwenden für Nippel Rubrik 2.17-2.63

P9 - non skive
For Hose Type:
1 SC - DIN - EN 857
To use for Nipples Category 2.17-2.63

Schlauch Hose DN	DN Bore in.	D	L	Bemerkungen Notes	Bestellzeichen Order-Code	Brutto-Preis Gross-Price Euro (€)
06	1/4"	18	30,5		P9-DN 06	6,70
08	5/16"	19	32,0		P9-DN 08	7,00
10	3/8"	22	33,0		P9-DN 10	7,00
12	1/2"	26	34,0		P9-DN 12	7,80



P3 - schälen

Für Schlauchtyp:

2 ST - DIN - EN 853 + SAE 100 R2A

2 SN - DIN - EN 853 + SAE 100 R2AT

4 SP - DIN - EN 856

Zu verwenden für Nippel Rubrik 2.17-2.63

P3 - skive

For Hose Type:

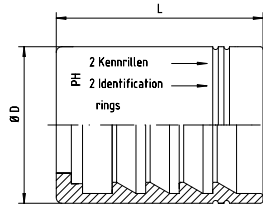
2 ST - DIN - EN 853 + SAE 100 R2A

2 SN - DIN - EN 853 + SAE 100 R2AT

4 SP - DIN - EN 856

To use for Nipples Category 2.17-2.63

Schlauch Hose DN	DN Bore in.	D	L	Bemerkungen Notes	Bestellzeichen Order-Code	Brutto-Preis Gross-Price Euro (€)
06	1/4"	22	34,5	signiert mit Sp4 / marked with Sp4	P3Sp4-DN 06	7,50
06	1/4"	22	34,5	nicht für Sp4 / not for Sp4	P3-DN 06	6,50
08	5/16"	24	34,5		P3-DN 08	6,55
10	3/8"	26	35,0		P3-DN 10	6,65
12	1/2"	30	37,0		P3-DN 12	7,25
16	5/8"	33	40,0		P3-DN 16	9,55
19	3/4"	38	45,0		P3-DN 19	13,35
25	1"	46	50,0		P3-DN 25	17,95
31	1 1/4"	58	70,0		P3-DN 31	30,65
38	1 1/2"	64	70,0		P3-DN 38	39,80
51	2"	76	80,0	nicht für Sp4 / not for Sp4	P3-DN 51	53,60
51	2"	76	80,0	signiert mit Sp4 / marked with Sp4	P3Sp4-DN 51	54,00



P2 - nicht schälen

Für Schlauchtyp:

2 SN - DIN - EN 853 + SAE 100 R2AT - DN 06 bis DN 25

3 TE - DIN - EN 854 + 3 TB

Zu verwenden für Nippel Rubrik 2.17-2.63

P2 - non skive

For Hose Type:

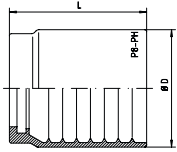
2 SN - DIN - EN 853 + SAE 100 R2AT - DN 06 up to DN 25

3 TE - DIN - EN 854 + 3 TB

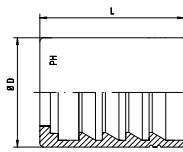
To use for Nipples Category 2.17-2.63

Schlauch Hose DN	DN Bore in.	D	L	Bemerkungen Notes	Bestellzeichen Order-Code	Brutto-Preis Gross-Price Euro (€)
05	3/16"	21,0	23,0	nur für 2 SN / only for 2 SN	P2-DN 05	6,50
06	1/4"	22,0	34,5		P2-DN 06	6,50
08	5/16"	24,0	34,5		P2-DN 08	6,55
10	3/8"	26,0	35,0		P2-DN 10	6,65
12	1/2"	30,0	37,0		P2-DN 12	7,25
16	5/8"	33,0	40,0		P2-DN 16	9,55
19	3/4"	38,0	45,0		P2-DN 19	13,35
25	1"	46,0	50,0		P2-DN 25	17,95
31	1 1/4"	55,0	70,0	nicht für (not for) 2 SN	P2-DN 31	30,65
38	1 1/2"	60,0	70,0	nicht für (not for) 2 SN	P2-DN 38	39,80
51	2"	76,0	80,0	nicht für (not for) 2 SN	P2-DN 51	53,80
60	2 3/8"	82,5	72,0	nicht für (not for) 2 SN	P2-DN 60	105,00
80		108,0	90,0	nicht für (not for) 2 SN	P2-DN 80	198,00

DN 31, 38, 51, 63



DN 60, 76



P8 - nicht schälen

Für Schlauchtyp:

2 SN - DIN - EN 853 + 2 SC - DIN - EN 857

Zu verwenden für Nippel Rubrik 2.17-2.63

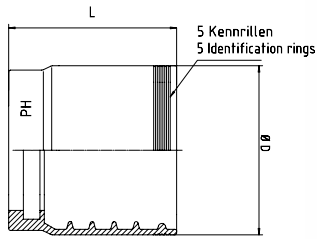
P8 - non skive

For Hose Type:

2 SN - DIN - EN 853 + 2 SC - DIN - EN 857

To use for Nipples Category 2.17-2.63

Schlauch Hose DN	DN Bore in.	D	L	Bemerkungen Notes	Bestellzeichen Order-Code	Brutto-Preis Gross-Price Euro (€)
31	1 1/4"	59,0	66,5		P8-DN 31	30,65
38	1 1/2"	67,0	67,0		P8-DN 38	39,80
51	2"	80,0	75,0		P8-DN 51	53,80
60	2 3/8"	82,5	72,0		P8-DN 60	105,00
63	2 1/2"	89,0	69,0		P8-DN 63	*
76	3"	103,0	75,0		P8-DN 76	190,00



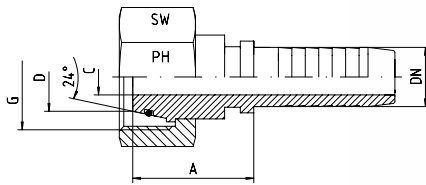
P5 - nicht schälen

Für Schlauchtyp :
1 SN - DIN - EN 853
2 SN - DIN - EN 853
2 SC - DIN - EN 857
Zu verwenden für Nippel Rubrik 2.17-2.63

P5 - non skive

For Hose Type:
1 SN - DIN - EN 853
2 SN - DIN - EN 853
2 SC - DIN - EN 857
To use for Nipples Category 2.17-2.63

Schlauch Hose DN	DN Bore in.	D	L	Bemerkungen Notes	Bestellzeichen Order-Code	Brutto-Preis Gross-Price Euro (€)
06	1/4"	23	31,7		P5-DN 06	5,05
08	5/16"	24	31,5		P5-DN 08	5,10
10	3/8"	26	33,3		P5-DN 10	5,20
12	1/2"	29	34,5		P5-DN 12	5,65
16	5/8"	33	39,0		P5-DN 16	7,45
19	3/4"	37	44,0		P5-DN 19	10,40
25	1"	46	45,7		P5-DN 25	19,20



Für Gegenanschluss mit 24°-Konus und Schneidring-
verschraubungen

DIN 2353 / DIN EN ISO 8434-1

Leichte Reihe = DKOL - Gerade

O-Ring = NBR

Auf Anfrage: Viton

For Fittings with 24°-Cone and Solderless Connectors

DIN 2353 / DIN EN ISO 8434-1

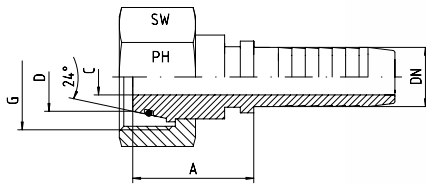
Light Series = DKOL - Straight

O-ring = NBR

On Request: Viton

Schlauch Hose DN	DN Bore in.	Gewinde Thread G	Rohr A.D. Tube O.D. D	Ca. Maße Approx. Dimensions			Bestellzeichen Order-Code	Brutto-Preis Gross-Price Euro (€)
				A	C	SW		
05	3/16"	M 12 x 1,5	6	19,5	3,0	14	DKOL-06-DN 05	12,00
06	1/4"	M 12 x 1,5	6	21,0	3,7	14	DKOL-06-DN 06	11,00
05	3/16"	M 14 x 1,5	8	23,5	3,0	17	DKOL-08-DN 05	12,20
06	1/4"	M 14 x 1,5	8	25,0	4,0	17	DKOL-08-DN 06	11,00
08	5/16"	M 14 x 1,5	8	22,0	5,5	17	DKOL-08-DN 08	14,00
10	3/8"	M 14 x 1,5	8	29,0	4,5	17	DKOL-08-DN 10	15,00
06	1/4"	M 16 x 1,5	10	27,0	4,0	19	DKOL-10-DN 06	11,50
08	5/16"	M 16 x 1,5	10	26,0	5,5	19	DKOL-10-DN 08	11,50
10	3/8"	M 16 x 1,5	10	26,0	7,0	19	DKOL-10-DN 10	11,00
06	1/4"	M 18 x 1,5	12	28,0	4,0	22	DKOL-12-DN 06	14,00
08	5/16"	M 18 x 1,5	12	28,0	5,5	22	DKOL-12-DN 08	12,40
10	3/8"	M 18 x 1,5	12	26,0	7,0	22	DKOL-12-DN 10	11,00
12	1/2"	M 18 x 1,5	12	26,0	8,0	22	DKOL-12-DN 12	14,00
06	1/4"	M 22 x 1,5	15	28,5	4,0	27	DKOL-15-DN 06	15,50
08	5/16"	M 22 x 1,5	15	28,5	5,5	27	DKOL-15-DN 08	15,50
10	3/8"	M 22 x 1,5	15	26,0	7,0	27	DKOL-15-DN 10	13,90
12	1/2"	M 22 x 1,5	15	27,0	9,5	27	DKOL-15-DN 12	11,80
16	5/8"	M 22 x 1,5	15	29,5	10,0	27	DKOL-15-DN 16	17,95
10	3/8"	M 26 x 1,5	18	24,0	7,0	32	DKOL-18-DN 10	17,00
12	1/2"	M 26 x 1,5	18	28,0	9,5	32	DKOL-18-DN 12	16,90
16	5/8"	M 26 x 1,5	18	29,5	12,5	32	DKOL-18-DN 16	14,80
19	3/4"	M 26 x 1,5	18	32,0	12,0	32	DKOL-18-DN 19	17,95
12	1/2"	M 30 x 2	22	32,5	9,5	36	DKOL-22-DN 12	19,90
16	5/8"	M 30 x 2	22	31,0	12,5	36	DKOL-22-DN 16	18,90
19	3/4"	M 30 x 2	22	33,0	14,5	36	DKOL-22-DN 19	17,40
25	1"	M 30 x 2	22	35,0	17,0	36	DKOL-22-DN 25	28,90
16	5/8"	M 36 x 2	28	33,0	12,5	41	DKOL-28-DN 16	28,90
19	3/4"	M 36 x 2	28	34,5	14,5	41	DKOL-28-DN 19	27,50
25	1"	M 36 x 2	28	34,5	20,0	41	DKOL-28-DN 25	24,80
25	1"	M 45 x 2	35	42,5	20,0	50	DKOL-35-DN 25	52,90
31	1 1/4"	M 45 x 2	35	37,0	25,5	50	DKOL-35-DN 31	47,80
31	1 1/4"	M 52 x 2	42	42,0	25,5	60	DKOL-42-DN 31	62,90
38	1 1/2"	M 52 x 2	42	37,0	31,5	60	DKOL-42-DN 38	58,50

DICHTKEGEL MIT O-RING TAPERED NIPPLES WITH O-RING



Für Gegenanschluss mit 24°-Konus und Schneidring-
verschraubungen

DIN 2353 / DIN EN ISO 8434-1

Schwere Reihe = DKOS - Gerade

O-Ring = NBR

Auf Anfrage: Viton

For Fittings with 24°-Cone and Solderless Connectors

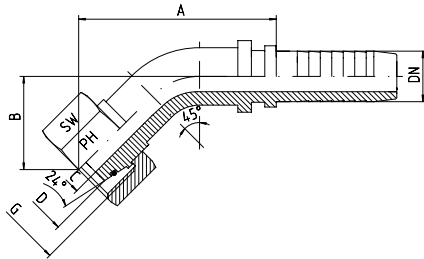
DIN 2353 / DIN EN ISO 8434-1

Heavy Series = DKOS - Straight

O-ring = NBR

On Request: Viton

Schlauch Hose DN	DN Bore in.	Gewinde Thread G	Rohr A.D. Tube O.D. D	Ca. Maße Approx. Dimensions			Bestellzeichen Order-Code	Brutto-Preis Gross-Price Euro (€)
				A	C	SW		
05	3/16"	M 14 x 1,5	6	19,5	3,0	17	DKOS-06-DN 05	12,20
06	1/4"	M 14 x 1,5	6	21,0	3,7	17	DKOS-06-DN 06	12,05
05	3/16"	M 16 x 1,5	8	23,5	3,0	19	DKOS-08-DN 05	12,50
06	1/4"	M 16 x 1,5	8	25,0	4,0	19	DKOS-08-DN 06	11,70
08	5/16"	M 16 x 1,5	8	22,0	5,5	19	DKOS-08-DN 08	14,90
10	3/8"	M 16 x 1,5	8	30,0	4,5	19	DKOS-08-DN 10	14,90
06	1/4"	M 18 x 1,5	10	27,0	4,0	22	DKOS-10-DN 06	11,00
08	5/16"	M 18 x 1,5	10	26,0	5,5	22	DKOS-10-DN 08	12,50
10	3/8"	M 18 x 1,5	10	26,0	7,0	22	DKOS-10-DN 10	12,50
06	1/4"	M 20 x 1,5	12	28,0	4,0	24	DKOS-12-DN 06	14,90
08	5/16"	M 20 x 1,5	12	28,0	5,5	24	DKOS-12-DN 08	11,50
10	3/8"	M 20 x 1,5	12	26,0	7,0	24	DKOS-12-DN 10	11,00
12	1/2"	M 20 x 1,5	12	26,0	8,0	24	DKOS-12-DN 12	14,90
08	5/16"	M 22 x 1,5	14	20,5	5,5	27	DKOS-14-DN 08	14,90
10	3/8"	M 22 x 1,5	14	27,0	7,0	27	DKOS-14-DN 10	12,50
12	1/2"	M 22 x 1,5	14	24,0	9,5	27	DKOS-14-DN 12	42,00
06	1/4"	M 24 x 1,5	16	31,5	4,0	30	DKOS-16-DN 06	15,90
08	5/16"	M 24 x 1,5	16	31,5	5,5	30	DKOS-16-DN 08	14,95
10	3/8"	M 24 x 1,5	16	31,5	7,0	30	DKOS-16-DN 10	14,50
12	1/2"	M 24 x 1,5	16	31,5	9,5	30	DKOS-16-DN 12	11,80
16	5/8"	M 24 x 1,5	16	31,5	11,0	30	DKOS-16-DN 16	17,50
10	3/8"	M 30 x 2	20	37,0	7,0	36	DKOS-20-DN 10	18,90
12	1/2"	M 30 x 2	20	36,5	9,5	36	DKOS-20-DN 12	17,50
16	5/8"	M 30 x 2	20	37,5	12,5	36	DKOS-20-DN 16	15,80
19	3/4"	M 30 x 2	20	33,5	14,5	36	DKOS-20-DN 19	25,50
12	1/2"	M 36 x 2	25	29,0	9,5	46	DKOS-25-DN 12	28,90
16	5/8"	M 36 x 2	25	40,5	12,5	46	DKOS-25-DN 16	26,50
19	3/4"	M 36 x 2	25	41,0	14,5	46	DKOS-25-DN 19	23,90
25	1"	M 36 x 2	25	39,5	20,0	46	DKOS-25-DN 25	35,00
19	3/4"	M 42 x 2	30	44,0	14,5	50	DKOS-30-DN 19	35,00
25	1"	M 42 x 2	30	44,5	20,0	50	DKOS-30-DN 25	27,50
31	1 1/4"	M 42 x 2	30	44,0	23,0	50	DKOS-30-DN 31	64,00
25	1"	M 52 x 2	38	50,5	20,0	60	DKOS-38-DN 25	55,00
31	1 1/4"	M 52 x 2	38	49,0	25,5	60	DKOS-38-DN 31	46,00
38	1 1/2"	M 52 x 2	38	40,5	29,0	60	DKOS-38-DN 38	114,00
38	1 1/2"	M 68 x 2	50	49,0	31,5	80	DKOS-50-DN 38	135,00



Für Gegenanschluss mit 24°-Konus und Schneidring-
verschraubungen

DIN 2353 / DIN EN ISO 8434-1

Leichte Reihe = DKOL - 45°

O-Ring = NBR

Auf Anfrage: Viton

For Fittings with 24°-Cone and Solderless Connectors

DIN 2353 / DIN EN ISO 8434-1

Light Series = DKOL - 45°

O-ring = NBR

On Request: Viton

Schlauch Hose DN	DN Bore in.	Gewinde Thread G	Rohr A.D. Tube O.D. D	Ca. Maße Approx. Dimensions				Bestellzeichen Order-Code	Brutto-Preis Gross-Price Euro (€)
				A	B	C	SW		
05	3/16"	M 12 x 1,5	6	44,5	22,5	3,0	14	DKOL-06-45°-DN 05	24,90
06	1/4"	M 12 x 1,5	6	37,0	15,0	4,0	14	DKOL-06-45°-DN 06	22,90
05	3/16"	M 14 x 1,5	8	37,0	16,5	3,0	17	DKOL-08-45°-DN 05	24,50
06	1/4"	M 14 x 1,5	8	38,5	16,5	4,0	17	DKOL-08-45°-DN 06	22,00
08	5/16"	M 14 x 1,5	8	51,0	26,0	4,5	17	DKOL-08-45°-DN 08	25,50
06	1/4"	M 16 x 1,5	10	38,5	16,5	4,0	19	DKOL-10-45°-DN 06	22,50
08	5/16"	M 16 x 1,5	10	44,5	19,0	5,5	19	DKOL-10-45°-DN 08	23,00
10	3/8"	M 16 x 1,5	10	45,5	20,0	7,0	19	DKOL-10-45°-DN 10	22,50
06	1/4"	M 18 x 1,5	12	42,0	19,5	4,0	22	DKOL-12-45°-DN 06	26,50
08	5/16"	M 18 x 1,5	12	44,5	19,0	5,5	22	DKOL-12-45°-DN 08	23,60
10	3/8"	M 18 x 1,5	12	43,5	18,5	7,0	22	DKOL-12-45°-DN 10	21,30
12	1/2"	M 18 x 1,5	12	62,5	27,5	8,5	22	DKOL-12-45°-DN 12	27,50
10	3/8"	M 22 x 1,5	15	53,5	21,5	7,0	27	DKOL-15-45°-DN 10	27,50
12	1/2"	M 22 x 1,5	15	54,5	20,5	9,5	27	DKOL-15-45°-DN 12	24,20
12	1/2"	M 26 x 1,5	18	60,5	23,5	9,0	32	DKOL-18-45°-DN 12	35,50
16	5/8"	M 26 x 1,5	18	65,0	26,5	12,5	32	DKOL-18-45°-DN 16	30,50
16	5/8"	M 30 x 2	22	91,5	36,5	12,0	36	DKOL-22-45°-DN 16	48,90
19	3/4"	M 30 x 2	22	70,0	28,0	14,5	36	DKOL-22-45°-DN 19	41,50
19	3/4"	M 36 x 2	28				41	DKOL-28-45°-DN 19	53,50
25	1"	M 36 x 2	28	93,0	33,0	20,0	41	DKOL-28-45°-DN 25	46,00
31	1 1/4"	M 45 x 2	35	100,0	44,0	25,0	50	DKOL-35-45°-DN 31	100,00
38	1 1/2"	M 52 x 2	42	111,0	48,0	31,0	60	DKOL-42-45°-DN 38	130,00

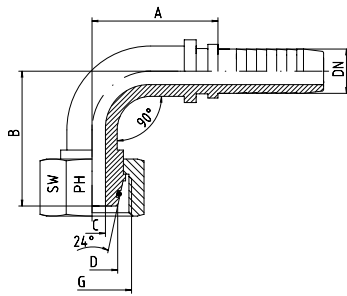
DICHTKEGEL MIT O-RING TAPERED NIPPLES WITH O-RING



Für Gegenanschluss mit 24°-Konus und Schneidring-
verschraubungen
DIN 2353 / DIN EN ISO 8434-1
Schwere Reihe = DKOS - 45°
O-Ring = NBR
Auf Anfrage: Viton

For Fittings with 24°-Cone and Solderless Connectors
DIN 2353 / DIN EN ISO 8434-1
Heavy Series = DKOS - 45°
O-ring = NBR
On Request: Viton

Schlauch Hose DN	DN Bore in.	Gewinde Thread G	Rohr A.D. Tube O.D. D	Ca. Maße Approx. Dimensions				Bestellzeichen Order-Code	Brutto-Preis Gross-Price Euro (€)
				A	B	C	SW		
05	3/16"	M 14 x 1,5	6			3,0	17	DKOS-06-45°-DN 05	*
06	1/4"	M 14 x 1,5	6	37,0	15,0	4,0	17	DKOS-06-45°-DN 06	23,10
05	3/16"	M 16 x 1,5	8	37,0	16,5	3,0	19	DKOS-08-45°-DN 05	27,50
06	1/4"	M 16 x 1,5	8	38,5	16,5	4,0	19	DKOS-08-45°-DN 06	22,80
08	5/16"	M 16 x 1,5	8	48,0	23,0	4,0	19	DKOS-08-45°-DN 08	25,50
06	1/4"	M 18 x 1,5	10	38,5	16,5	4,0	22	DKOS-10-45°-DN 06	22,80
08	5/16"	M 18 x 1,5	10	44,5	19,0	5,5	22	DKOS-10-45°-DN 08	24,50
10	3/8"	M 18 x 1,5	10	45,5	20,0	7,0	22	DKOS-10-45°-DN 10	25,50
06	1/4"	M 20 x 1,5	12	42,0	19,5	4,0	24	DKOS-12-45°-DN 06	27,90
08	5/16"	M 20 x 1,5	12	44,5	19,0	5,5	24	DKOS-12-45°-DN 08	23,00
10	3/8"	M 20 x 1,5	12	43,5	18,5	7,0	24	DKOS-12-45°-DN 10	23,00
12	1/2"	M 20 x 1,5	12	62,5	27,5	8,5	24	DKOS-12-45°-DN 12	28,50
10	3/8"	M 22 x 1,5	14	54,5	23,5	7,0	27	DKOS-14-45°-DN 10	28,00
10	3/8"	M 24 x 1,5	16	55,5	24,0	7,0	30	DKOS-16-45°-DN 10	29,90
12	1/2"	M 24 x 1,5	16	57,0	25,0	9,5	30	DKOS-16-45°-DN 12	26,00
12	1/2"	M 30 x 2	20	65,0	32,0	9,5	36	DKOS-20-45°-DN 12	40,00
16	5/8"	M 30 x 2	20	69,0	28,0	12,5	36	DKOS-20-45°-DN 16	34,50
19	3/4"	M 30 x 2	20	71,5	27,0	12,5	36	DKOS-20-45°-DN 19	48,00
19	3/4"	M 36 x 2	25	83,0	37,0	14,5	46	DKOS-25-45°-DN 19	54,50
25	1"	M 36 x 2	25	98,0	39,0	18,5	46	DKOS-25-45°-DN 25	59,90
19	3/4"	M 42 x 2	30	89,5	40,0	14,5	50	DKOS-30-45°-DN 19	86,50
25	1"	M 42 x 2	30	98,0	39,5	20,0	50	DKOS-30-45°-DN 25	75,00
25	1"	M 52 x 2	38				60	DKOS-38-45°-DN 25	140,00
31	1 1/4"	M 52 x 2	38	116,0	47,0	25,0	60	DKOS-38-45°-DN 31	112,00
38	1 1/2"	M 68 x 2	50	137,0	53,0	31,0	80	DKOS-50-45°-DN 38	299,00



Für Gegenanschluss mit 24°-Konus und Schneidring-
verschraubungen

DIN 2353 / DIN EN ISO 8434-1

Leichte Reihe = DKOL -90°

O-Ring = NBR

Auf Anfrage: Viton

For Fittings with 24°-Cone and Solderless Connectors

DIN 2353 / DIN EN ISO 8434-1

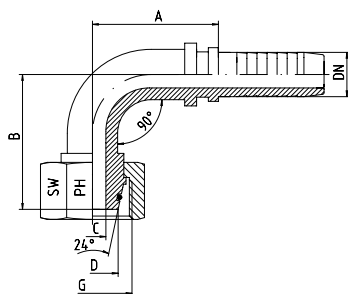
Light Series = DKOL - 90°

O-ring = NBR

On Request: Viton

Schlauch Hose DN	DN Bore in.	Gewinde Thread G	Rohr A.D. Tube O.D. D	Ca. Maße Approx. Dimensions				Bestellzeichen Order-Code	Brutto-Preis Gross-Price Euro (€)
				A	B	C	SW		
05	3/16"	M 12 x 1,5	6	28,0	37,0	3,0	14	DKOL-06-90°-DN 05	24,90
06	1/4"	M 12 x 1,5	6	28,0	28,5	4,0	14	DKOL-06-90°-DN 06	22,90
05	3/16"	M 14 x 1,5	8	28,0	28,5	3,0	17	DKOL-08-90°-DN 05	24,50
06	1/4"	M 14 x 1,5	8	28,0	28,5	4,0	17	DKOL-08-90°-DN 06	22,00
08	5/16"	M 14 x 1,5	8	35,0	47,0	4,5	17	DKOL-08-90°-DN 08	25,50
06	1/4"	M 16 x 1,5	10	28,5	29,5	4,0	19	DKOL-10-90°-DN 06	22,50
08	5/16"	M 16 x 1,5	10	31,5	39,0	5,5	19	DKOL-10-90°-DN 08	23,00
10	3/8"	M 16 x 1,5	10	35,0	37,5	7,0	19	DKOL-10-90°-DN 10	22,50
06	1/4"	M 18 x 1,5	12	29,0	33,5	4,0	22	DKOL-12-90°-DN 06	26,50
08	5/16"	M 18 x 1,5	12	34,5	37,0	5,5	22	DKOL-12-90°-DN 08	23,60
10	3/8"	M 18 x 1,5	12	34,0	38,0	7,0	22	DKOL-12-90°-DN 10	21,30
12	1/2"	M 18 x 1,5	12	45,0	53,0	8,5	22	DKOL-12-90°-DN 12	27,50
10	3/8"	M 22 x 1,5	15	42,5	41,5	7,0	27	DKOL-15-90°-DN 10	27,50
12	1/2"	M 22 x 1,5	15	44,0	43,0	9,5	27	DKOL-15-90°-DN 12	24,20
12	1/2"	M 26 x 1,5	18	46,5	51,0	9,5	32	DKOL-18-90°-DN 12	35,50
16	5/8"	M 26 x 1,5	18	56,0	52,0	12,5	32	DKOL-18-90°-DN 16	30,50
19	3/4"	M 26 x 1,5	18	59,0	70,0	13,0	32	DKOL-18-90°-DN 19	69,00
16	5/8"	M 30 x 2	22	57,0	63,5	12,0	36	DKOL-22-90°-DN 16	48,90
19	3/4"	M 30 x 2	22	61,0	58,0	14,5	36	DKOL-22-90°-DN 19	41,50
19	3/4"	M 36 x 2	28	70,0	62,5	14,5	41	DKOL-28-90°-DN 19	53,50
25	1"	M 36 x 2	28	82,0	70,0	20,0	41	DKOL-28-90°-DN 25	46,00
31	1 1/4"	M 45 x 2	35	87,0	85,0	25,0	50	DKOL-35-90°-DN 31	100,00
38	1 1/2"	M 45 x 2	35	105,0	114,0	28,0	50	DKOL-35-90°-DN 38	193,75
38	1 1/2"	M 52 x 2	42	104,0	103,0	31,0	60	DKOL-42-90°-DN 38	130,00

DICHTKEGEL MIT O-RING TAPERED NIPPLES WITH O-RING



Für Gegenanschluss mit 24°-Konus und Schneidring-
verschraubungen

DIN 2353 / DIN EN ISO 8434-1

Schwere Reihe = DKOS - 90°

O-Ring = NBR

Auf Anfrage: Viton

For Fittings with 24°-Cone and Solderless Connectors

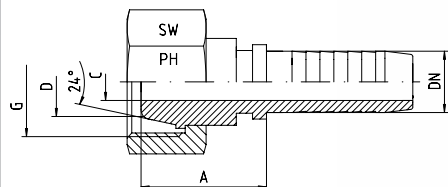
DIN 2353 / DIN EN ISO 8434-1

Heavy Series = DKOS - 90°

O-ring = NBR

On Request: Viton

Schlauch Hose DN	DN Bore in.	Gewinde Thread G	Rohr A.D. Tube O.D. D	Ca. Maße Approx. Dimensions				Bestellzeichen Order-Code	Brutto-Preis Gross-Price Euro (€)
				A	B	C	SW		
05	3/16"	M 14 x 1,5	6			3,0	17	DKOS-06-90°-DN 05	*
06	1/4"	M 14 x 1,5	6	28,0	28,5	4,0	17	DKOS-06-90°-DN 06	23,10
05	3/16"	M 16 x 1,5	8	28,0	28,5	3,0	19	DKOS-08-90°-DN 05	27,50
06	1/4"	M 16 x 1,5	8	28,0	29,5	4,0	19	DKOS-08-90°-DN 06	22,80
08	5/16"	M 16 x 1,5	8	36,0	40,5	4,0	19	DKOS-08-90°-DN 08	25,50
06	1/4"	M 18 x 1,5	10	28,5	29,5	4,0	22	DKOS-10-90°-DN 06	22,80
08	5/16"	M 18 x 1,5	10	31,5	39,0	5,5	22	DKOS-10-90°-DN 08	24,50
10	3/8"	M 18 x 1,5	10	35,0	37,5	7,0	22	DKOS-10-90°-DN 10	25,50
06	1/4"	M 20 x 1,5	12	29,0	33,5	4,0	24	DKOS-12-90°-DN 06	27,90
08	5/16"	M 20 x 1,5	12	34,5	37,0	5,5	24	DKOS-12-90°-DN 08	23,00
10	3/8"	M 20 x 1,5	12	34,0	38,0	7,0	24	DKOS-12-90°-DN 10	23,00
12	1/2"	M 20 x 1,5	12	45,0	53,0	8,5	24	DKOS-12-90°-DN 12	28,50
10	3/8"	M 22 x 1,5	14	42,0	42,0	7,0	27	DKOS-14-90°-DN 10	28,00
10	3/8"	M 24 x 1,5	16	43,0	42,5	7,0	30	DKOS-16-90°-DN 10	29,90
12	1/2"	M 24 x 1,5	16	44,0	45,5	9,5	30	DKOS-16-90°-DN 12	26,00
12	1/2"	M 30 x 2	20	46,0	59,0	9,5	36	DKOS-20-90°-DN 12	40,00
16	5/8"	M 30 x 2	20	59,0	51,0	12,5	36	DKOS-20-90°-DN 16	34,50
19	3/4"	M 30 x 2	20	61,5	54,5	12,5	36	DKOS-20-90°-DN 19	48,00
19	3/4"	M 36 x 2	25	72,0	64,0	14,5	46	DKOS-25-90°-DN 19	54,50
25	1"	M 36 x 2	25	79,0	79,0	18,5	46	DKOS-25-90°-DN 25	59,90
19	3/4"	M 42 x 2	30	73,0	73,5	14,5	50	DKOS-30-90°-DN 19	86,50
25	1"	M 42 x 2	30	85,0	84,0	20,0	50	DKOS-30-90°-DN 25	75,00
25	1"	M 52 x 2	38	106,5	96,5	20,0	60	DKOS-38-90°-DN 25	140,00
31	1 1/4"	M 52 x 2	38	101,0	100,0	25,0	60	DKOS-38-90°-DN 31	112,00
38	1 1/2"	M 68 x 2	50	124,0	111,0	31,0	80	DKOS-50-90°-DN 38	299,00



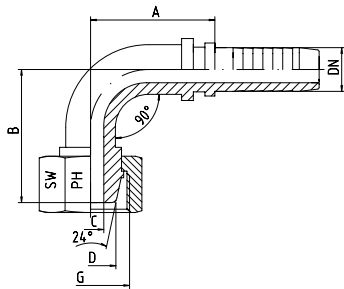
Für Gegenanschluss mit 24°- und 60°-Konus
Leichte Reihe
DKL - Gerade
DKLL - Gerade

For Fittings with 24°- and 60°-Cone
Light Series
DKL - Straight
DKLL - Straight

Schlauch Hose DN	DN Bore in.	Gewinde Thread G	Rohr A.D. Tube O.D. D	Ca. Maße Approx. Dimensions			Bestellzeichen Order-Code	Brutto-Preis Gross-Price Euro (€)
				A	C	SW		
05	3/16"	M 12 x 1,5	6	18,7	3,0	14	DKL-M 12x1,5-DN 05	13,00
06	1/4"	M 12 x 1,5	6	20,0	4,0	14	DKL-M 12x1,5-DN 06	11,90
06	1/4"	M 14 x 1,5	8	21,0	4,0	17	DKL-M 14x1,5-DN 06	11,90
08	5/16"	M 14 x 1,5	8		5,5	17	DKL-M 14x1,5-DN 08	13,90
06	1/4"	M 16 x 1,5	10		4,0	19	DKL-M 16x1,5-DN 06	13,90
08	5/16"	M 16 x 1,5	10	22,0	5,5	19	DKL-M 16x1,5-DN 08	11,90
10	3/8"	M 16 x 1,5	10		7,0	19	DKL-M 16x1,5-DN 10	13,90
06	1/4"	M 18 x 1,5	12		4,0	22	DKL-M 18x1,5-DN 06	*
08	5/16"	M 18 x 1,5	12		5,5	22	DKL-M 18x1,5-DN 08	13,90
10	3/8"	M 18 x 1,5	12	23,0	7,0	22	DKL-M 18x1,5-DN 10	11,90
10	3/8"	M 22 x 1,5	15	23,5	7,0	27	DKL-M 22x1,5-DN 10	13,90
12	1/2"	M 22 x 1,5	15	23,5	9,5	27	DKL-M 22x1,5-DN 12	12,30
16	5/8"	M 26 x 1,5	18	25,5	12,5	32	DKL-M 26x1,5-DN 16	14,80
19	3/4"	M 30 x 2	22	29,0	14,5	36	DKL-M 30x2-DN 19	17,40
25	1"	M 36 x 2	28	31,0	20,0	41	DKL-M 36x2-DN 25	25,00
31	1 1/4"	M 45 x 2	35	33,0	25,5	50	DKL-M 45x2-DN 31	51,00
38	1 1/2"	M 52 x 2	42	33,0	31,5	60	DKL-M 52x2-DN 38	58,50

Schlauch Hose DN	DN Bore in.	Gewinde Thread G	Rohr A.D. Tube O.D. D	Ca. Maße Approx. Dimensions			Bestellzeichen Order-Code	Brutto-Preis Gross-Price Euro (€)
				A	C	SW		
19	3/4"	M 30 x 1,5*		29,0	14,5	36	DKLL-M 30x1,5-DN 19	18,00
25	1"	M 38 x 1,5*		31,0	20,0	46	DKLL-M 38x1,5-DN 25	26,10
31	1 1/4"	M 45 x 1,5*		33,0	25,5	55	DKLL-M 45x1,5-DN 31	51,00
38	1 1/2"	M 52 x 1,5*		33,0	31,5	60	DKLL-M 52x1,5-DN 38	58,50
51	2"	M 65 x 2*		37,5	43,0	75	DKLL-M 65x2-DN 51	103,90
60	2 3/8"	M 78 x 2*		32,0	51,0	90	DKLL-M 78x2-DN 60	200,00
80	3"	M 100 x 2*		52,5	73,0	110	DKLL-M 100x2-DN 80	498,00

*Nur für Gegenanschluss mit 60°-Konus
*Only for Connectors with 60°-Cone



Für Gegenanschluss mit 24°- und 60°-Konus
Leichte Reihe
DKL - 90°-Bogen
DKLL - 90°-Bogen

For Fittings with 24°- and 60°-Cone
Light Series
DKL - 90°-Elbow
DKLL - 90°-Elbow

Schlauch Hose DN	DN Bore in.	Gewinde Thread G	Rohr A.D. Tube O.D. D	Ca. Maße Approx. Dimensions				Bestellzeichen Order-Code	Brutto-Preis Gross-Price Euro (€)
				A	B	C	SW		
05	3/16"	M 12 x 1,5	6	29,0	33,0	3,0	14	DKL-M 12x1,5-90°-DN 05	24,90
06	1/4"	M 12 x 1,5	6	29,0	28,0	4,0	14	DKL-M 12x1,5-90°-DN 06	22,90
06	1/4"	M 14 x 1,5	8	28,5	27,0	4,0	17	DKL-M 14x1,5-90°-DN 06	22,90
08	5/16"	M 14 x 1,5	8				17	DKL-M 14x1,5-90°-DN 08	*
06	1/4"	M 16 x 1,5	10				19	DKL-M 16x1,5-90°-DN 06	*
08	5/16"	M 16 x 1,5	10	32,5	35,0	5,5	19	DKL-M 16x1,5-90°-DN 08	23,60
10	3/8"	M 16 x 1,5	10	35,0	33,0	7,0	19	DKL-M 16x1,5-90°-DN 10	23,60
08	5/16"	M 18 x 1,5	12	34,0	36,0	5,5	22	DKL-M 18x1,5-90°-DN 08	23,60
10	3/8"	M 18 x 1,5	12	34,5	35,0	7,0	22	DKL-M 18x1,5-90°-DN 10	23,60
10	3/8"	M 22 x 1,5	15				27	DKL-M 22x1,5-90°-DN 10	*
12	1/2"	M 22 x 1,5	15	44,0	40,0	9,5	27	DKL-M 22x1,5-90°-DN 12	26,00
16	5/8"	M 26 x 1,5	18	55,0	49,0	12,5	32	DKL-M 26x1,5-90°-DN 16	31,50
19	3/4"	M 30 x 2	22	61,0	53,0	14,5	36	DKL-M 30x2-90°-DN 19	43,50
25	1"	M 36 x 2	28	80,0	67,5	20,0	41	DKL-M 36x2-90°-DN 25	46,50
31	1 1/4"	M 45 x 2	35	87,0	81,0	25,0	50	DKL-M 45x2-90°-DN 31	105,00
38	1 1/2"	M 52 x 2	42	104,0	100,0	31,5	60	DKL-M 52x2-90°-DN 38	133,50

Schlauch Hose DN	DN Bore in.	Gewinde Thread G	Rohr A.D. Tube O.D. D	Ca. Maße Approx. Dimensions				Bestellzeichen Order-Code	Brutto-Preis Gross-Price Euro (€)
				A	B	C	SW		
19	3/4"	M 30 x 1,5*		61,0	53,0	14,5	36	DKLL-M 30x1,5-90°-DN 19	48,30
25	1"	M 38 x 1,5*		80,0	67,5	20,0	46	DKLL-M 38x1,5-90°-DN 25	62,75
31	1 1/4"	M 45 x 1,5*		87,0	81,0	25,0	55	DKLL-M 45x1,5-90°-DN 31	116,20
38	1 1/2"	M 52 x 1,5*		104,0	100,0	31,0	60	DKLL-M 52x1,5-90°-DN 38	150,00
51	2"	M 65 x 2*		145,0	127,0	40,0	75	DKLL-M 65x2-90°-DN 51	285,00
60	2 3/8"	M 78 x 2*					90	DKLL-M 78x2-90°-DN 60	*
80	3"	M 100 x 2*					110	DKLL-M 100x2-90°-DN 80	*

*Nur für Gegenanschluss mit 60°-Konus
*Only for Connectors with 60°-Cone



Für Gegenanschluss mit 24°- und 60°-Konus
Leichte Reihe
DKL - 45°-Bogen
DKLL - 45°-Bogen

For Fittings with 24°- and 60°-Cone
Light Series
DKL - 45°-Elbow
DKLL - 45°-Elbow

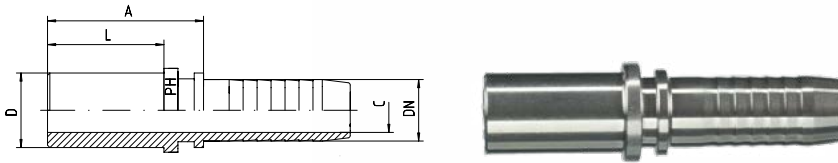
Schlauch Hose DN	DN Bore in.	Gewinde Thread G	Rohr A.D. Tube O.D. D	Ca. Maße Approx. Dimensions				Bestellzeichen Order-Code	Brutto-Preis Gross-Price Euro (€)
				A	B	C	SW		
06	1/4"	M 12 x 1,5	6	37,0	14,0	4,0	14	DKL-M 12x1,5-45°-DN 06	22,90
06	1/4"	M 14 x 1,5	8	35,0	14,5	4,0	17	DKL-M 14x1,5-45°-DN 06	22,90
08	5/16"	M 14 x 1,5	8				17	DKL-M 14x1,5-45°-DN 08	*
06	1/4"	M 16 x 1,5	10				19	DKL-M 16x1,5-45°-DN 06	*
08	5/16"	M 16 x 1,5	10	43,0	17,0	5,5	19	DKL-M 16x1,5-45°-DN 08	23,60
10	3/8"	M 16 x 1,5	10	43,0	17,0	7,0	19	DKL-M 16x1,5-45°-DN 10	23,60
08	5/16"	M 18 x 1,5	12				22	DKL-M 18x1,5-45°-DN 08	*
10	3/8"	M 18 x 1,5	12	43,5	18,5	7,0	22	DKL-M 18x1,5-45°-DN 10	23,60
10	3/8"	M 22 x 1,5	15				27	DKL-M 22x1,5-45°-DN 10	*
12	1/2"	M 22 x 1,5	15	53,0	19,0	9,5	27	DKL-M 22x1,5-45°-DN 12	26,00
16	5/8"	M 26 x 1,5	18	59,0	23,0	12,5	32	DKL-M 26x1,5-45°-DN 16	31,50
19	3/4"	M 30 x 2	22	70,0	25,0	14,5	36	DKL-M 30x2-45°-DN 19	43,50
25	1"	M 36 x 2	28	90,0	32,0	20,0	41	DKL-M 36x2-45°-DN 25	46,50
31	1 1/4"	M 45 x 2	35	100,0	36,5	25,0	50	DKL-M 45x2-45°-DN 31	105,00
38	1 1/2"	M 52 x 2	42	111,0	43,5	31,0	60	DKL-M 52x2-45°-DN 38	133,50

Schlauch Hose DN	DN Bore in.	Gewinde Thread G	Rohr A.D. Tube O.D. D	Ca. Maße Approx. Dimensions				Bestellzeichen Order-Code	Brutto-Preis Gross-Price Euro (€)
				A	B	C	SW		
19	3/4"	M 30 x 1,5*		70,0	25,0	14,5	36	DKLL-M 30x1,5-45°-DN 19	48,30
25	1"	M 38 x 1,5*		90,0	32,0	20,0	46	DKLL-M 38x1,5-45°-DN 25	62,75
31	1 1/4"	M 45 x 1,5*		100,0	36,5	25,0	55	DKLL-M 45x1,5-45°-DN 31	116,20
38	1 1/2"	M 52 x 1,5*		111,0	43,5	31,0	60	DKLL-M 52x1,5-45°-DN 38	150,00
51	2"	M 65 x 2*		147,0	52,5	40,0	75	DKLL-M 65x2-45°-DN 51	285,00
60	2 3/8"	M 78 x 2*					90	DKLL-M 78x2-45°-DN 60	*
80	3"	M 100 x 2*					110	DKLL-M 100x2-45°-DN 80	*

*Nur für Gegenanschluss mit 60°-Konus
*Only for Connectors with 60°-Cone

Leichte Reihe = BEL - Gerade

Light Series = BEL - Straight



Schlauch Hose DN	DN Bore in.	Rohr A.D. Tube O.D. D	Ca. Maße Approx. Dimensions			Bestellzeichen Order-Code	Brutto-Preis Gross-Price Euro (€)
			A	C	L		
05	3/16"	6	26,5	3,0	20,0	BEL-06-DN 05	7,50
06	1/4"	6	28,5	4,0	20,0	BEL-06-DN 06	6,90
05	3/16"	8	28,5	3,0	22,0	BEL-08-DN 05	7,60
06	1/4"	8	31,0	4,0	22,0	BEL-08-DN 06	6,50
08	5/16"	8	31,0	5,0	23,0	BEL-08-DN 08	7,50
08	5/16"	10	31,5	5,5	23,0	BEL-10-DN 08	6,90
10	3/8"	10	34,0	7,0	25,0	BEL-10-DN 10	7,00
10	3/8"	12	34,0	7,0	25,0	BEL-12-DN 10	7,00
12	1/2"	12	34,0	9,0	25,0	BEL-12-DN 12	9,10
10	3/8"	15	36,5	7,0	28,0	BEL-15-DN 10	11,50
12	1/2"	15	33,0	9,5	25,0	BEL-15-DN 12	8,90
12	1/2"	18	32,0	9,5	27,0	BEL-18-DN 12	11,90
16	5/8"	18	35,5	12,5	27,0	BEL-18-DN 16	9,50
16	5/8"	22	36,5	12,5	27,0	BEL-22-DN 16	13,50
19	3/4"	22	38,0	14,5	27,0	BEL-22-DN 19	11,80
25	1"	28	41,5	20,0	30,0	BEL-28-DN 25	15,90
31	1 1/4"	35	47,0	25,5	36,0	BEL-35-DN 31	26,00
38	1 1/2"	42	47,0	31,5	36,0	BEL-42-DN 38	32,00



Schwere Reihe = BES - Gerade

Heavy Series = BES - Straight

Schlauch Hose DN	DN Bore in.	Rohr A.D. Tube O.D. D	Ca. Maße Approx. Dimensions			Bestellzeichen Order-Code	Brutto-Preis Gross-Price Euro (€)
			A	C	L		
05	3/16"	6	26,5	3,0	20,0	BES-06-DN 05	7,50
06	1/4"	6	28,5	4,0	20,0	BES-06-DN 06	6,90
06	1/4"	8	31,0	4,0	22,0	BES-08-DN 06	6,50
08	5/16"	8	31,0	5,0	23,0	BES-08-DN 08	7,50
06	1/4"	10	33,5	4,0	24,0	BES-10-DN 06	7,40
08	5/16"	10	31,5	5,5	23,0	BES-10-DN 08	6,90
10	3/8"	10	34,0	7,0	25,0	BES-10-DN 10	7,00
06	1/4"	12	35,5	4,0	26,0	BES-12-DN 06	9,00
08	5/16"	12	35,5	5,5	26,0	BES-12-DN 08	8,00
10	3/8"	12	34,0	7,0	25,0	BES-12-DN 10	7,00
12	1/2"	12	34,0	9,0	25,0	BES-12-DN 12	9,10
10	3/8"	14	35,5	7,0	28,0	BES-14-DN 10	9,10
12	1/2"	16	38,5	9,5	30,0	BES-16-DN 12	8,50
12	1/2"	20	42,0	9,5	36,0	BES-20-DN 12	13,50
16	5/8"	20	45,0	12,5	36,0	BES-20-DN 16	11,10
19	3/4"	20	43,0	14,5	31,0	BES-20-DN 19	13,00
19	3/4"	25	51,0	14,5	40,0	BES-25-DN 19	14,50
25	1"	25	46,0	18,0	34,5	BES-25-DN 25	17,90
25	1"	30	56,0	20,0	44,0	BES-30-DN 25	17,00
31	1 1/4"	38	62,0	25,5	50,0	BES-38-DN 31	33,00



Zölliges Rohr - Gerade

Inch Tube - Straight

Schlauch Hose DN	DN Bore in.	Rohr A.D. Tube O.D. D	Ca. Maße Approx. Dimensions			Bestellzeichen Order-Code	Brutto-Preis Gross-Price Euro (€)
			A	C	L		
06	1/4"	1/4" = 6,35 mm	31,0	4,0	22,0	BE-1/4"-DN 06	7,90
06	1/4"	3/8" = 9,52 mm	33,5	4,0	24,0	BE-3/8"-DN 06	8,70
10	3/8"	3/8" = 9,52 mm	34,0	7,0	25,0	BE-3/8"-DN 10	8,70
08	5/16"	5/16" = 7,94 mm	31,5	5,5	23,0	BE-5/16"-DN 08	7,90
10	3/8"	1/2" = 12,70 mm	39,0	7,0	30,0	BE-1/2"-DN 10	10,20
12	1/2"	1/2" = 12,70 mm	38,5	9,5	30,0	BE-1/2"-DN 12	10,20
16	5/8"	5/8" = 15,88 mm	45,0	12,5	36,0	BE-5/8"-DN 16	13,50
19	3/4"	3/4" = 19,05 mm	51,0	14,5	40,0	BE-3/4"-DN 19	15,90
25	1"	1" = 25,40 mm	56,0	20,0	44,0	BE-1"-DN 25	18,95
31	1 1/4"	1 1/4" = 31,75 mm	62,0	25,5	50,0	BE-1 1/4"-DN 31	35,90
38	1 1/2"	1 1/2" = 38,10 mm	62,0	31,5	50,0	BE-1 1/2"-DN 38	39,90

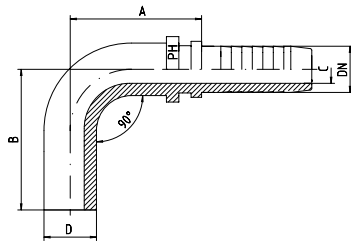


Leichte Reihe = BEL - 45°-Bogen
Schwere Reihe = BES - 45°-Bogen

Light Series = BEL - 45°-Elbow
Heavy Series = BES - 45°-Elbow

Schlauch Hose DN	DN Bore in.	Rohr A.D. Tube O.D. D	Ca. Maße Approx. Dimensions			Bestellzeichen Order-Code	Brutto-Preis Gross-Price Euro (€)
			A	B	C		
05	3/16"	6	50,0	22,0	3,0	BEL-06-45°-DN 05	24,90
06	1/4"	6	51,0	21,0	4,0	BEL-06-45°-DN 06	20,00
06	1/4"	8	60,0	22,0	4,0	BEL-08-45°-DN 06	19,50
06	1/4"	10	65,0	22,5	4,0	BEL-10-45°-DN 06	20,00
08	5/16"	10	64,5	25,0	5,5	BEL-10-45°-DN 08	20,50
10	3/8"	10	64,0	24,5	7,0	BEL-10-45°-DN 10	20,50
08	5/16"	12	59,0	24,0	5,5	BEL-12-45°-DN 08	20,50
10	3/8"	12	59,0	24,5	7,0	BEL-12-45°-DN 10	20,50
12	1/2"	15	69,0	27,5	9,5	BEL-15-45°-DN 12	23,80
16	5/8"	18	73,0	34,0	12,5	BEL-18-45°-DN 16	28,50
19	3/4"	22	92,0	41,5	14,5	BEL-22-45°-DN 19	36,50
25	1"	28	108,0	47,0	20,0	BEL-28-45°-DN 25	52,50
31	1 1/4"	35	144,0	68,0	25,5	BEL-35-45°-DN 31	79,80
38	1 1/2"	42	159,0	73,5	31,5	BEL-42-45°-DN 38	130,00

Schlauch Hose DN	DN Bore in.	Rohr A.D. Tube O.D. D	Ca. Maße Approx. Dimensions			Bestellzeichen Order-Code	Brutto-Preis Gross-Price Euro (€)
			A	B	C		
05	3/16"	6	50,0	22,0	3,0	BES-06-45°-DN 05	24,90
06	1/4"	6	51,0	21,0	4,0	BES-06-45°-DN 06	20,00
06	1/4"	8	60,0	22,0	4,0	BES-08-45°-DN 06	19,50
06	1/4"	10	65,0	22,5	4,0	BES-10-45°-DN 06	20,00
08	5/16"	10	64,5	25,0	5,5	BES-10-45°-DN 08	20,50
10	3/8"	10	64,5	25,0	7,0	BES-10-45°-DN 10	20,50
08	5/16"	12	59,0	24,0	5,5	BES-12-45°-DN 08	20,50
10	3/8"	12	48,0	45,0	7,0	BES-12-45°-DN 10	20,50
10	3/8"	14			7,0	BES-14-45°-DN 10	22,50
12	1/2"	16	78,0	32,0	9,5	BES-16-45°-DN 12	23,00
16	5/8"	20	71,5	31,0	12,5	BES-20-45°-DN 16	31,00
19	3/4"	25	96,0	42,0	14,5	BES-25-45°-DN 19	42,50
25	1"	30			20,0	BES-30-45°-DN 25	74,00
31	1 1/4"	38			25,5	BES-38-45°-DN 31	125,00

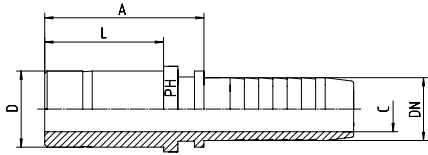


Leichte Reihe = BEL - 90°-Bogen
Schwere Reihe = BES - 90°-Bogen

Light Series = BEL - 90°-Elbow
Heavy Series = BES - 90°-Elbow

Schlauch Hose DN	DN Bore in.	Rohr A.D. Tube O.D. D	Ca. Maße Approx. Dimensions			Bestellzeichen Order-Code	Brutto-Preis Gross-Price Euro (€)
			A	B	C		
05	3/16"	6	28,5	36,0	3,0	BEL-06-90°-DN 05	24,90
06	1/4"	6	29,0	35,5	4,0	BEL-06-90°-DN 06	20,00
06	1/4"	8	38,5	37,0	4,0	BEL-08-90°-DN 06	19,50
06	1/4"	10	43,0	40,0	4,0	BEL-10-90°-DN 06	20,00
08	5/16"	10	41,0	41,5	5,5	BEL-10-90°-DN 08	20,50
10	3/8"	10	41,0	41,5	7,0	BEL-10-90°-DN 10	20,50
08	5/16"	12	48,0	45,0	5,5	BEL-12-90°-DN 08	20,50
10	3/8"	12	48,0	45,0	7,0	BEL-12-90°-DN 10	20,50
12	1/2"	12	46,5	46,0	8,0	BEL-12-90°-DN 12	24,80
12	1/2"	15	53,0	49,0	9,5	BEL-15-90°-DN 12	23,80
16	5/8"	18	59,0	65,0	12,5	BEL-18-90°-DN 16	28,50
19	3/4"	22	75,0	75,5	14,5	BEL-22-90°-DN 19	36,50
25	1"	28	85,0	98,0	20,0	BEL-28-90°-DN 25	52,50
31	1 1/4"	35	112,0	127,0	25,5	BEL-35-90°-DN 31	79,80
38	1 1/2"	42	135,0	135,5	31,5	BEL-42-90°-DN 38	130,00

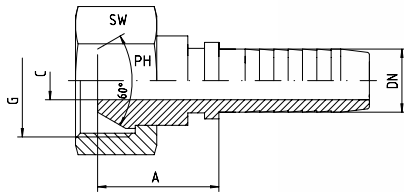
Schlauch Hose DN	DN Bore in.	Rohr A.D. Tube O.D. D	Ca. Maße Approx. Dimensions			Bestellzeichen Order-Code	Brutto-Preis Gross-Price Euro (€)
			A	B	C		
05	3/16"	6	28,5	36,0	3,0	BES-06-90°-DN 05	24,90
06	1/4"	6	29,0	35,5	4,0	BES-06-90°-DN 06	20,00
06	1/4"	8	38,5	38,5	4,0	BES-08-90°-DN 06	19,50
06	1/4"	10	43,0	40,0	4,0	BES-10-90°-DN 06	20,00
08	5/16"	10	41,0	41,5	5,5	BES-10-90°-DN 08	20,50
10	3/8"	10	41,0	41,5	7,0	BES-10-90°-DN 10	20,50
08	5/16"	12	48,0	45,0	5,5	BES-12-90°-DN 08	20,50
10	3/8"	12	48,0	45,0	7,0	BES-12-90°-DN 10	20,50
10	3/8"	14			7,0	BES-14-90°-DN 10	22,50
12	1/2"	16	60,5	58,5	9,5	BES-16-90°-DN 12	23,00
16	5/8"	20	73,0	66,0	12,5	BES-20-90°-DN 16	31,00
19	3/4"	25	79,0	84,0	14,5	BES-25-90°-DN 19	42,50
25	1"	30			20,0	BES-30-90°-DN 25	74,00
31	1 1/4"	38			25,5	BES-38-90°-DN 31	125,00



BE - SL - Gerade

BE - SL - Straight

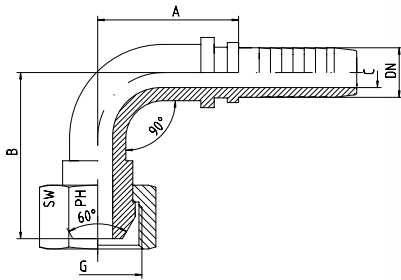
Schlauch Hose DN	DN Bore in.	Rohr A.D. Tube O.D. D	Ca. Maße Approx. Dimensions			Bestellzeichen Order-Code	Brutto-Preis Gross-Price Euro (€)
			A	C	L		
06	1/4"	6	28,0	4,0	20,0	BE-06-SL-DN 06	17,50
06	1/4"	10	33,5	4,0	25,0	BE-10-SL-DN 06	17,50
06	1/4"	1/4"	30,5	4,0	22,0	BE-1/4"-SL-DN 06	17,50
06	1/4"	3/8"	33,5	4,0	24,0	BE-3/8"-SL-DN 06	17,50
08	5/16"	12	35,0	5,5	25,0	BE-12-SL-DN 08	17,90
08	5/16"	1/2"	35,0	5,5	25,0	BE-1/2"-SL-DN 08	17,90
10	3/8"	10	33,5	7,0	25,0	BE-10-SL-DN 10	21,20
10	3/8"	12	33,5	7,0	25,0	BE-12-SL-DN 10	21,20
10	3/8"	3/8"	33,5	7,0	25,0	BE-3/8"-SL-DN 10	21,20
12	1/2"	16	36,5	9,5	27,5	BE-16-SL-DN 12	22,30
12	1/2"	1/2"	38,0	8,0	30,0	BE-1/2"-SL-DN 12	22,30
12	1/2"	5/8"	36,5	9,5	27,5	BE-5/8"-SL-DN 12	22,30
16	5/8"	18	35,0	12,5	27,0	BE-18-SL-DN 16	25,80



Mit BSP Überwurfmutter
Für Gegenanschluss mit 60°-Konus
DKR - Gerade

With BSP Union Nut
For Connectors with 60°-Cone
DKR - Straight

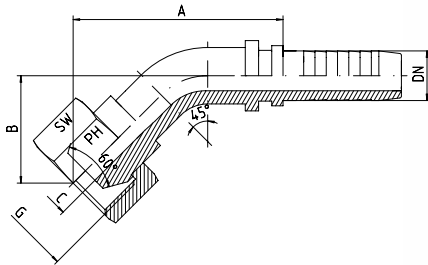
Schlauch Hose DN	DN Bore in.	Gewinde Thread G	Ca. Maße Approx. Dimensions			Bestellzeichen Order-Code	Brutto-Preis Gross-Price Euro (€)
			A	C	SW		
05	3/16"	1/8"-28	16,0	3,0	14	DKR-1/8"-DN 05	11,50
06	1/4"	1/8"-28	15,5	4,0	14	DKR-1/8"-DN 06	9,00
05	3/16"	1/4"-19	20,0	3,0	17	DKR-1/4"-DN 05	11,50
06	1/4"	1/4"-19	21,0	4,0	17	DKR-1/4"-DN 06	7,70
08	5/16"	1/4"-19	20,0	5,0	19	DKR-1/4"-DN 08	12,00
10	3/8"	1/4"-19	20,0	5,0	19	DKR-1/4"-DN 10	12,00
06	1/4"	3/8"-19	20,0	4,0	19	DKR-3/8"-DN 06	11,30
08	5/16"	3/8"-19	22,0	5,5	19	DKR-3/8"-DN 08	9,95
10	3/8"	3/8"-19	20,5	7,0	19	DKR-3/8"-DN 10	8,90
12	1/2"	3/8"-19	24,0	9,5	19	DKR-3/8"-DN 12	12,50
06	1/4"	1/2"-14	24,0	4,0	27	DKR-1/2"-DN 06	13,80
08	5/16"	1/2"-14	21,5	5,5	27	DKR-1/2"-DN 08	13,50
10	3/8"	1/2"-14	21,5	7,0	27	DKR-1/2"-DN 10	12,50
12	1/2"	1/2"-14	23,5	9,5	27	DKR-1/2"-DN 12	10,45
16	5/8"	1/2"-14	21,0	11,5	27	DKR-1/2"-DN 16	16,50
19	3/4"	1/2"-14	23,0	11,5	27	DKR-1/2"-DN 19	17,90
12	1/2"	5/8"-14	23,0	9,5	27	DKR-5/8"-DN 12	19,80
16	5/8"	5/8"-14	22,0	12,5	27	DKR-5/8"-DN 16	20,50
06	1/4"	3/4"-14	23,2	4,0	32	DKR-3/4"-DN 06	29,00
12	1/2"	3/4"-14	24,0	9,5	32	DKR-3/4"-DN 12	21,00
16	5/8"	3/4"-14	25,0	12,5	32	DKR-3/4"-DN 16	21,00
19	3/4"	3/4"-14	26,5	14,5	32	DKR-3/4"-DN 19	16,30
25	1"	3/4"-14	25,0	16,5	32	DKR-3/4"-DN 25	23,00
19	3/4"	1"-11	27,0	14,5	41	DKR-1"-DN 19	25,00
25	1"	1"-11	28,0	20,0	41	DKR-1"-DN 25	23,50
31	1 1/4"	1"-11	30,0	21,5	41	DKR-1"-DN 31	42,90
19	3/4"	1 1/4"-11	33,5	14,5	50	DKR-1 1/4"-DN 19	44,40
25	1"	1 1/4"-11	32,5	20,0	50	DKR-1 1/4"-DN 25	44,40
31	1 1/4"	1 1/4"-11	31,0	25,5	50	DKR-1 1/4"-DN 31	39,80
31	1 1/4"	1 1/2"-11	46,0	25,5	55	DKR-1 1/2"-DN 31	69,00
38	1 1/2"	1 1/2"-11	46,0	31,5	55	DKR-1 1/2"-DN 38	60,85
38	1 1/2"	2"-11			70	DKR-2"-DN 38	115,00
51	2"	2"-11	35,5	43,0	70	DKR-2"-DN 51	103,50
60	2 3/8"	2 1/2"-11	44,0	51,0	85	DKR-2 1/2"-DN 60	269,00



Mit BSP Überwurfmutter
Für Gegenanschluss mit 60°-Konus
DKR - 90°-Bogen

With BSP Union Nut
For Connectors with 60°-Cone
DKR - 90°-Elbow

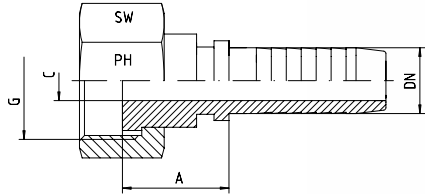
Schlauch Hose DN	DN Bore in.	Gewinde Thread G	Ca. Maße Approx. Dimensions				Bestellzeichen Order-Code	Brutto-Preis Gross-Price Euro (€)
			A	B	C	SW		
05	3/16"	1/8"-28	28,0	29,0	3,0	14	DKR-1/8"-90°-DN 05	19,20
06	1/4"	1/8"-28	28,5	30,0	4,0	14	DKR-1/8"-90°-DN 06	18,75
05	3/16"	1/4"-19	29,0	27,5	3,0	17	DKR-1/4"-90°-DN 05	19,30
06	1/4"	1/4"-19	28,5	28,0	4,0	17	DKR-1/4"-90°-DN 06	16,70
08	5/16"	1/4"-19	36,0	36,0	5,5	19	DKR-1/4"-90°-DN 08	24,00
10	3/8"	1/4"-19	34,0	39,0	6,0	19	DKR-1/4"-90°-DN 10	24,00
06	1/4"	3/8"-19	29,0	26,0	4,0	19	DKR-3/8"-90°-DN 06	23,50
08	5/16"	3/8"-19	33,0	34,0	5,5	19	DKR-3/8"-90°-DN 08	20,00
10	3/8"	3/8"-19	33,0	34,0	7,0	19	DKR-3/8"-90°-DN 10	19,15
12	1/2"	3/8"-19	44,0	47,5	9,0	22	DKR-3/8"-90°-DN 12	24,00
10	3/8"	1/2"-14	44,0	42,5	7,0	27	DKR-1/2"-90°-DN 10	22,65
12	1/2"	1/2"-14	44,0	42,5	9,5	27	DKR-1/2"-90°-DN 12	22,45
16	5/8"	1/2"-14	58,0	53,0	12,5	27	DKR-1/2"-90°-DN 16	32,50
12	1/2"	5/8"-14	44,0	50,5	9,5	27	DKR-5/8"-90°-DN 12	34,90
16	5/8"	5/8"-14	55,0	54,0	12,5	27	DKR-5/8"-90°-DN 16	32,50
12	1/2"	3/4"-14	47,5	43,0	9,5	32	DKR-3/4"-90°-DN 12	38,75
16	5/8"	3/4"-14	55,0	54,0	12,5	32	DKR-3/4"-90°-DN 16	36,00
19	3/4"	3/4"-14	61,0	54,0	14,5	32	DKR-3/4"-90°-DN 19	31,25
19	3/4"	1"-11	78,0	69,0	14,5	41	DKR-1"-90°-DN 19	50,00
25	1"	1"-11	78,0	69,0	20,0	41	DKR-1"-90°-DN 25	44,32
25	1"	1 1/4"-11	82,0	81,0	20,0	50	DKR-1 1/4"-90°-DN 25	104,00
31	1 1/4"	1 1/4"-11	87,0	81,0	25,0	50	DKR-1 1/4"-90°-DN 31	78,90
31	1 1/4"	1 1/2"-11	125,0	103,0	25,0	55	DKR-1 1/2"-90°-DN 31	135,00
38	1 1/2"	1 1/2"-11	104,0	102,0	31,0	55	DKR-1 1/2"-90°-DN 38	97,00
38	1 1/2"	2"-11	124,0	120,0	31,0	70	DKR-2"-90°-DN 38	229,00
51	2"	2"-11	142,0	133,0	40,0	70	DKR-2"-90°-DN 51	171,10



Mit BSP Überwurfmutter
Für Gegenanschluss mit 60°-Konus
DKR - 45°-Bogen

With BSP Union Nut
For Connectors with 60°-Cone
DKR - 45°-Elbow

Schlauch Hose DN	DN Bore in.	Gewinde Thread G	Ca. Maße Approx. Dimensions				Bestellzeichen Order-Code	Brutto-Preis Gross-Price Euro (€)
			A	B	C	SW		
05	3/16"	1/8"-28	37,0	16,0	3,0	14	DKR-1/8"-45°-DN 05	19,20
06	1/4"	1/8"-28	39,0	16,0	4,0	14	DKR-1/8"-45°-DN 06	18,75
05	3/16"	1/4"-19			3,0	17	DKR-1/4"-45°-DN 05	19,30
06	1/4"	1/4"-19	36,5	14,5	4,0	17	DKR-1/4"-45°-DN 06	16,70
08	5/16"	1/4"-19	47,0	20,0	5,5	19	DKR-1/4"-45°-DN 08	24,00
10	3/8"	1/4"-19	44,0	22,5	6,0	19	DKR-1/4"-45°-DN 10	24,00
06	1/4"	3/8"-19	34,0	16,0	4,0	19	DKR-3/8"-45°-DN 06	23,50
08	5/16"	3/8"-19	40,0	15,0	5,5	19	DKR-3/8"-45°-DN 08	20,00
10	3/8"	3/8"-19	40,0	15,0	7,0	19	DKR-3/8"-45°-DN 10	19,15
12	1/2"	3/8"-19	58,5	25,5	9,0	22	DKR-3/8"-45°-DN 12	24,00
10	3/8"	1/2"-14	54,0	20,5	7,0	27	DKR-1/2"-45°-DN 10	22,65
12	1/2"	1/2"-14	54,0	20,5	9,5	27	DKR-1/2"-45°-DN 12	22,45
16	5/8"	1/2"-14	64,0	27,0	12,5	27	DKR-1/2"-45°-DN 16	32,50
12	1/2"	5/8"-14	64,5	29,0	9,5	27	DKR-5/8"-45°-DN 12	34,90
16	5/8"	5/8"-14	68,0	28,0	12,5	27	DKR-5/8"-45°-DN 16	32,50
12	1/2"	3/4"-14	60,0	23,0	9,0	32	DKR-3/4"-45°-DN 12	38,75
16	5/8"	3/4"-14	62,5	28,0	12,5	32	DKR-3/4"-45°-DN 16	36,00
19	3/4"	3/4"-14	70,0	30,0	14,5	32	DKR-3/4"-45°-DN 19	31,25
19	3/4"	1"-11	77,0	26,0	14,5	41	DKR-1"-45°-DN 19	50,00
25	1"	1"-11	95,0	39,5	20,0	41	DKR-1"-45°-DN 25	44,32
25	1"	1 1/4"-11	94,0	40,0	20,0	50	DKR-1 1/4"-45°-DN 25	104,00
31	1 1/4"	1 1/4"-11	100,0	40,0	25,0	50	DKR-1 1/4"-45°-DN 31	78,90
31	1 1/4"	1 1/2"-11	145,0	53,0	25,0	55	DKR-1 1/2"-45°-DN 31	135,00
38	1 1/2"	1 1/2"-11	115,0	55,0	31,0	55	DKR-1 1/2"-45°-DN 38	97,00
38	1 1/2"	2"-11	143,0	60,0	31,0	70	DKR-2"-45°-DN 38	229,00
51	2"	2"-11	149,0	57,0	40,0	70	DKR-2"-45°-DN 51	171,10



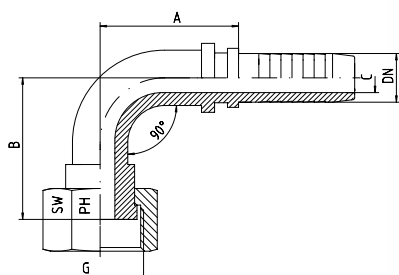
Mit BSP Überwurfmutter
DRF - Gerade

With BSP Union Nut
DRF - Straight

Schlauch Hose DN	DN Bore in.	Gewinde Thread G	Ca. Maße Approx. Dimensions			Bestellzeichen Order-Code	Brutto-Preis Gross-Price Euro (€)
			A	C	SW		
05	3/16"	1/8"-28	13,5	3,0	14	DRF-1/8"-DN 05	13,90
06	1/4"	1/8"-28	13,5	4,0	14	DRF-1/8"-DN 06	12,90
05	3/16"	1/4"-19	14,5	3,0	17	DRF-1/4"-DN 05	13,90
06	1/4"	1/4"-19	16,5	4,0	17	DRF-1/4"-DN 06	11,90
08	5/16"	1/4"-19	16,5	5,0	17	DRF-1/4"-DN 08	13,90
10	3/8"	1/4"-19	17,0	4,0	19	DRF-1/4"-DN 10	13,90
06	1/4"	3/8"-19	17,0	4,0	19	DRF-3/8"-DN 06	12,30
08	5/16"	3/8"-19	17,5	5,5	19	DRF-3/8"-DN 08	12,30
10	3/8"	3/8"-19	17,5	7,0	19	DRF-3/8"-DN 10	12,00
12	1/2"	3/8"-19	20,5	8,0	19	DRF-3/8"-DN 12	14,50
06	1/4"	1/2"-14	20,5	4,0	27	DRF-1/2"-DN 06	18,55
08	5/16"	1/2"-14	16,5	5,5	27	DRF-1/2"-DN 08	18,55
10	3/8"	1/2"-14	16,5	7,0	27	DRF-1/2"-DN 10	16,65
12	1/2"	1/2"-14	19,5	9,5	27	DRF-1/2"-DN 12	15,40
						DRF-1/2"-DN 16	23,90
12	1/2"	5/8"-14	20,0	9,5	27	DRF-5/8"-DN 12	23,90
16	5/8"	5/8"-14	19,0	12,5	27	DRF-5/8"-DN 16	23,90
12	1/2"	3/4"-14	19,5	9,5	32	DRF-3/4"-DN 12	26,85
16	5/8"	3/4"-14	20,0	12,5	32	DRF-3/4"-DN 16	19,60
19	3/4"	3/4"-14	21,5	14,5	32	DRF-3/4"-DN 19	17,60
19	3/4"	1"-11	22,0	14,5	41	DRF-1"-DN 19	29,90
25	1"	1"-11	23,5	20,0	41	DRF-1"-DN 25	29,80
19	3/4"	1 1/4"-11		14,5	50	DRF-1 1/4"-DN 19	55,00
25	1"	1 1/4"-11	26,0	20,0	50	DRF-1 1/4"-DN 25	48,90
31	1 1/4"	1 1/4"-11	23,5	25,5	50	DRF-1 1/4"-DN 31	44,80
31	1 1/4"	1 1/2"-11	41,0	25,5	55	DRF-1 1/2"-DN 31	78,50
38	1 1/2"	1 1/2"-11	41,0	31,5	55	DRF-1 1/2"-DN 38	63,90
51	2"	2"-11	28,0	43,0	70	DRF-2"-DN 51	121,20
60	2 3/8"	2 1/2"-11				DRF-2 1/2"-DN 60	*

NIPPEL - FLACHDICHTEND

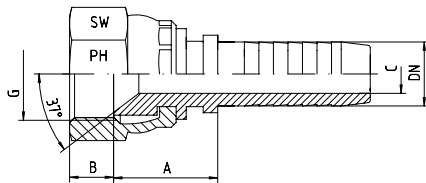
NIPPLES - FLAT SEALING



Mit BSP Überwurfmutter
DRF - 90°-Bogen
45° auf Anfrage!

With BSP Union Nut
DRF - 90°-Elbow
45° on request!

Schlauch Hose DN	DN Bore in.	Gewinde Thread G	Ca. Maße Approx. Dimensions				Bestellzeichen Order-Code	Brutto-Preis Gross-Price Euro (€)
			A	B	C	SW		
06	1/4"	1/8"-28	31,0	17,0	4,0	14	DRF-1/8"-90°-DN 06	24,40
06	1/4"	1/4"-19	28,5	25,0	4,0	17	DRF-1/4"-90°-DN 06	21,70
08	5/16"	1/4"-19	34,0	36,0	5,5	19	DRF-1/4"-90°-DN 08	35,00
08	5/16"	3/8"-19	33,0	30,0	5,5	19	DRF-3/8"-90°-DN 08	*
10	3/8"	3/8"-19	33,0	30,0	7,0	19	DRF-3/8"-90°-DN 10	24,90
10	3/8"	1/2"-14	41,5	36,0	7,0	27	DRF-1/2"-90°-DN 10	29,45
12	1/2"	1/2"-14	44,0	36,5	9,5	27	DRF-1/2"-90°-DN 12	29,45
12	1/2"	5/8"-14	44,5	47,5	9,5	27	DRF-5/8"-90°-DN 12	43,90
16	5/8"	5/8"-14	54,5	50,0	12,0	27	DRF-5/8"-90°-DN 16	43,90
12	1/2"	3/4"-14	55,0	47,0	9,5	32	DRF-3/4"-90°-DN 12	49,83
16	5/8"	3/4"-14	54,0	20,5	9,5	32	DRF-3/4"-90°-DN 16	46,80
19	3/4"	3/4"-14	61,0	50,0	14,5	32	DRF-3/4"-90°-DN 19	40,70
19	3/4"	1"-11	71,0	51,0	14,5	41	DRF-1"-90°-DN 19	65,00
25	1"	1"-11	78,0	64,5	20,0	41	DRF-1"-90°-DN 25	57,60
25	1"	1 1/4"-11	82,0	76,0	20,0	50	DRF-1 1/4"-90°-DN 25	135,20
31	1 1/4"	1 1/4"-11	87,0	74,5	25,0	50	DRF-1 1/4"-90°-DN 31	102,57
31	1 1/4"	1 1/2"-11	125,0	98,0	25,0	55	DRF-1 1/2"-90°-DN 31	175,50
38	1 1/2"	1 1/2"-11	104,0	95,0	31,0	55	DRF-1 1/2"-90°-DN 38	126,10
51	2"	2"-11	142,0	119,0	40,0	70	DRF-2"-90°-DN 51	245,00



Mit Überwurfmutter
Gerade

With Nut
Straight

Schlauch Hose DN	DN Bore in.	Gewinde Thread G = UNF/UN	Ca. Maße Approx. Dimensions				Bestellzeichen Order-Code	Brutto-Preis Gross-Price Euro (€)
			A	B	C	SW		
05	3/16"	7/16"-20	16,2	7,5	3,0	17	DKJ-7/16"-DN 05	10,40
06	1/4"	7/16"-20	16,2	7,5	4,0	17	DKJ-7/16"-DN 06	8,45
10	3/8"	7/16"-20	17,5	7,5	7,0	17	DKJ-7/16"-DN 10	27,00
05	3/16"	1/2"-20	16,2	9,5	3,0	17	DKJ-1/2"-DN 05	10,40
06	1/4"	1/2"-20	16,0	9,5	4,0	17	DKJ-1/2"-DN 06	8,90
08	5/16"	1/2"-20	19,0	8,5	5,5	17	DKJ-1/2"-DN 08	8,90
05	3/16"	9/16"-18	18,0	9,5	3,0	19	DKJ-9/16"-DN 05	10,50
06	1/4"	9/16"-18	18,5	8,5	4,0	19	DKJ-9/16"-DN 06	9,50
08	5/16"	9/16"-18	16,5	10,0	5,5	19	DKJ-9/16"-DN 08	9,50
10	3/8"	9/16"-18	19,0	8,5	7,0	19	DKJ-9/16"-DN 10	10,15
12	1/2"	9/16"-18	18,0	8,5	7,5	19	DKJ-9/16"-DN 12	16,00
06	1/4"	3/4"-16	21,0	10,0	4,0	24	DKJ-3/4"-DN 06	17,50
08	5/16"	3/4"-16	19,0	10,0	5,5	24	DKJ-3/4"-DN 08	17,50
10	3/8"	3/4"-16	19,0	10,0	7,0	24	DKJ-3/4"-DN 10	11,85
12	1/2"	3/4"-16	20,0	10,0	9,5	24	DKJ-3/4"-DN 12	12,83
16	5/8"	3/4"-16	20,0	11,5	9,5	24	DKJ-3/4"-DN 16	19,50
19	3/4"	3/4"-16	23,0	11,0	10,0	24	DKJ-3/4"-DN 19	20,50
10	3/8"	7/8"-14	23,5	12,5	7,0	27	DKJ-7/8"-DN 10	13,25
12	1/2"	7/8"-14	20,0	11,5	9,5	27	DKJ-7/8"-DN 12	13,33
16	5/8"	7/8"-14	21,0	11,5	12,5	27	DKJ-7/8"-DN 16	14,10
19	3/4"	7/8"-14	23,0	12,5	12,5	27	DKJ-7/8"-DN 19	24,50
12	1/2"	1 1/16"-12	22,0	15,0	9,5	32	DKJ-1 1/16"-DN 12	25,90
16	5/8"	1 1/16"-12	24,0	14,0	12,5	32	DKJ-1 1/16"-DN 16	16,88
19	3/4"	1 1/16"-12	22,0	15,0	14,5	32	DKJ-1 1/16"-DN 19	19,68
25	1"	1 1/16"-12	23,0	14,5	20,0	32	DKJ-1 1/16"-DN 25	26,63
16	5/8"	1 5/16"-12	26,5	14,5	12,5	41	DKJ-1 5/16"-DN 16	33,80
19	3/4"	1 5/16"-12	29,5	14,0	14,5	41	DKJ-1 5/16"-DN 19	21,12
25	1"	1 5/16"-12	28,0	14,0	20,0	41	DKJ-1 5/16"-DN 25	31,14
31	1 1/4"	1 5/16"-12	28,0	14,0	19,0	41	DKJ-1 5/16"-DN 31	42,00
25	1"	1 5/8"-12	32,5	15,5	20,0	50	DKJ-1 5/8"-DN 25	39,07
31	1 1/4"	1 5/8"-12	27,5	15,5	25,5	50	DKJ-1 5/8"-DN 31	38,30
31	1 1/4"	1 7/8"-12	31,5	20,0	25,5	55	DKJ-1 7/8"-DN 31	98,50
38	1 1/2"	1 7/8"-12	36,5	18,5	31,5	55	DKJ-1 7/8"-DN 38	85,45
38	1 1/2"	2 1/2"-12	43,0	25,0	31,5	70	DKJ-2 1/2"-DN 38	250,00
51	2"	2 1/2"-12	45,5	25,0	43,0	70	DKJ-2 1/2"-DN 51	220,00

JIC - 37° - NIPPEL

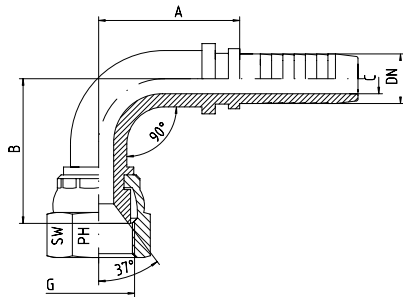
JIC - 37° - FEMALE NIPPLES



Mit Überwurfmutter
45°

With Nut
45°

Schlauch Hose DN	DN Bore in.	Gewinde Thread G = UNF/UN	Ca. Maße Approx. Dimensions				Bestellzeichen Order-Code	Brutto-Preis Gross-Price Euro (€)
			A	B	C	SW		
05	3/16"	7/16"-20			3,0	17	DKJ-7/16"-45°-DN 05	*
06	1/4"	7/16"-20	38,0	16,5	4,0	17	DKJ-7/16"-45°-DN 06	21,70
05	3/16"	1/2"-20			3,0	17	DKJ-1/2"-45°-DN 05	*
06	1/4"	1/2"-20	36,0	15,5	4,0	17	DKJ-1/2"-45°-DN 06	21,70
08	5/16"	1/2"-20	38,5	17,0	5,5	17	DKJ-1/2"-45°-DN 08	24,75
05	3/16"	9/16"-18			3,0	19	DKJ-9/16"-45°-DN 05	*
06	1/4"	9/16"-18	34,5	14,5	4,0	19	DKJ-9/16"-45°-DN 06	21,70
08	5/16"	9/16"-18	44,5	20,0	5,5	19	DKJ-9/16"-45°-DN 08	24,75
10	3/8"	9/16"-18	47,0	20,0	7,0	19	DKJ-9/16"-45°-DN 10	21,70
10	3/8"	3/4"-16	42,0	18,5	7,0	24	DKJ-3/4"-45°-DN 10	21,78
12	1/2"	3/4"-16	57,0	22,5	9,5	24	DKJ-3/4"-45°-DN 12	21,78
10	3/8"	7/8"-14	50,5	20,0	7,0	27	DKJ-7/8"-45°-DN 10	25,05
12	1/2"	7/8"-14	59,0	22,0	9,5	27	DKJ-7/8"-45°-DN 12	25,05
16	5/8"	7/8"-14	66,0	27,0	12,5	27	DKJ-7/8"-45°-DN 16	26,75
12	1/2"	1 1/16"-12	66,0	33,0	9,5	32	DKJ-1 1/16"-45°-DN 12	60,50
16	5/8"	1 1/16"-12	67,0	26,5	12,5	32	DKJ-1 1/16"-45°-DN 16	28,45
19	3/4"	1 1/16"-12	67,5	33,0	14,5	32	DKJ-1 1/16"-45°-DN 19	33,75
19	3/4"	1 5/16"-12	82,0	32,5	14,5	41	DKJ-1 5/16"-45°-DN 19	60,05
25	1"	1 5/16"-12	97,0	38,0	20,0	41	DKJ-1 5/16"-45°-DN 25	46,32
25	1"	1 5/8"-12	123,0	50,5	20,0	50	DKJ-1 5/8"-45°-DN 25	125,90
31	1 1/4"	1 5/8"-12	103,0	37,0	25,0	50	DKJ-1 5/8"-45°-DN 31	100,20
31	1 1/4"	1 7/8"-12	144,0	49,0	25,0	55	DKJ-1 7/8"-45°-DN 31	159,00
38	1 1/2"	1 7/8"-12	115,5	49,0	31,5	55	DKJ-1 7/8"-45°-DN 38	135,50
38	1 1/2"	2 1/2"-12			31,5		DKJ-2 1/2"-45°-DN 38	389,00
51	2"	2 1/2"-12	170,0	75,0	42,0	70	DKJ-2 1/2"-45°-DN 51	340,00



Mit Überwurfmutter
90°

With Nut
90°

Schlauch Hose DN	DN Bore in.	Gewinde Thread G = UNF/UN	Ca. Maße Approx. Dimensions				Bestellzeichen Order-Code	Brutto-Preis Gross-Price Euro (€)
			A	B	C	SW		
05	3/16"	7/16"-20	29,0	29,0	3,0	17	DKJ-7/16"-90°-DN 05	22,50
06	1/4"	7/16"-20	27,5	31,0	4,0	17	DKJ-7/16"-90°-DN 06	21,70
05	3/16"	1/2"-20	29,0	29,0	3,0	17	DKJ-1/2"-90°-DN 05	22,50
06	1/4"	1/2"-20	27,5	31,0	4,0	17	DKJ-1/2"-90°-DN 06	21,70
08	5/16"	1/2"-20	26,0	32,0	5,5	17	DKJ-1/2"-90°-DN 08	24,75
05	3/16"	9/16"-18	29,0	27,0	3,0	19	DKJ-9/16"-90°-DN 05	26,50
06	1/4"	9/16"-18	27,5	26,0	4,0	19	DKJ-9/16"-90°-DN 06	21,70
08	5/16"	9/16"-18	35,5	36,0	5,5	19	DKJ-9/16"-90°-DN 08	24,75
10	3/8"	9/16"-18	36,0	35,0	7,0	19	DKJ-9/16"-90°-DN 10	21,70
10	3/8"	3/4"-16	36,0	30,5	7,0	22	DKJ-3/4"-90°-DN 10	21,78
12	1/2"	3/4"-16	43,0	45,0	9,5	24	DKJ-3/4"-90°-DN 12	21,78
10	3/8"	7/8"-14	42,5	38,0	7,0	27	DKJ-7/8"-90°-DN 10	25,05
12	1/2"	7/8"-14	43,0	46,5	9,5	27	DKJ-7/8"-90°-DN 12	25,05
16	5/8"	7/8"-14	56,5	55,5	12,5	27	DKJ-7/8"-90°-DN 16	26,75
12	1/2"	1 1/16"-12	45,5	60,5	9,5	32	DKJ-1 1/16"-90°-DN 12	60,50
16	5/8"	1 1/16"-12	58,0	51,5	12,5	32	DKJ-1 1/16"-90°-DN 16	28,45
19	3/4"	1 1/16"-12	58,5	61,5	14,5	32	DKJ-1 1/16"-90°-DN 19	33,75
19	3/4"	1 5/16"-12	68,0	66,0	14,5	41	DKJ-1 5/16"-90°-DN 19	60,05
25	1"	1 5/16"-12	80,0	73,5	20,0	41	DKJ-1 5/16"-90°-DN 25	46,32
25	1"	1 5/8"-12	105,0	94,5	20,0	50	DKJ-1 5/8"-90°-DN 25	125,90
31	1 1/4"	1 5/8"-12	101,0	94,0	25,0	50	DKJ-1 5/8"-90°-DN 31	100,20
31	1 1/4"	1 7/8"-12	127,0	95,0	25,0	55	DKJ-1 7/8"-90°-DN 31	159,00
38	1 1/2"	1 7/8"-12	104,5	103,0	31,5	55	DKJ-1 7/8"-90°-DN 38	135,50
38	1 1/2"	2 1/2"-12			31,5		DKJ-2 1/2"-90°-DN 38	389,00
51	2"	2 1/2"-12	149,0	150,0	42,0	70	DKJ-2 1/2"-90°-DN 51	340,00

JIC - 37° - NIPPEL MIT ZWEI SECHSKANT

JIC - 37° - FEMALE NIPPLES WITH DOUBLE HEXAGON



EDELSTAHL / STAINLESS STEEL
VERBINDUNGSTECHNIK
FLUID CONNECTORS



Mit Überwurfmutter und 37°-Konus-Sitz

With Nut and 37°-Cone-Seat

Schlauch Hose DN	DN Bore in.	Gewinde Thread G = UNF/UN	Ca. Maße Approx. Dimensions					Bestellzeichen Order-Code	Brutto-Preis Gross-Price Euro (€)
			A	B	C	SW1	SW2		
06	1/4"	7/16"-20	22,5	7,5	4,0	17	12	DKJ-7/16"-DN 06-HEX	10,60
10	3/8"	9/16"-18	23,5	9,5	7,0	19	17	DKJ-9/16"-DN 10-HEX	11,50
12	1/2"	3/4"-16	26,0	10,5	9,5	24	19	DKJ-3/4"-DN 12-HEX	13,80
16	5/8"	1 1/16"-12	31,0	15,0	12,5	32	27	DKJ-1 1/16"-DN 16-HEX	20,90
19	3/4"	1 1/16"-12	34,0	15,0	14,5	32	27	DKJ-1 1/16"-DN 19-HEX	20,90
25	1"	1 5/16"-12	38,0	14,0	20,0	41	32	DKJ-1 5/16"-DN 25-HEX	33,00
31	1 1/4"	1 5/8"-12	36,0	15,5	25,5	50	41	DKJ-1 5/8"-DN 31-HEX	69,50
38	1 1/2"	1 7/8"-12	42,0	18,5	31,5	55	46	DKJ-1 7/8"-DN 38-HEX	107,00
51	2"	2 1/2"-12	52,0	25,0	43,0	70	65	DKJ-2 1/2"-DN 51-HEX	242,00

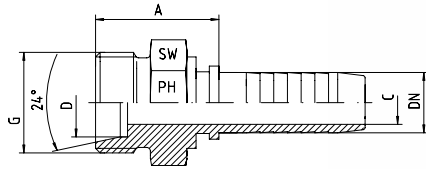


Außengewinde

Male Thread

Schlauch Hose DN	DN Bore in.	Gewinde Thread G = UNF/UN	Ca. Maße Approx. Dimensions				Bestellzeichen Order-Code	Brutto-Preis Gross-Price Euro (€)
			A	B	C	SW		
05	3/16"	7/16"-20	21,0	14,0	3,0	12	AGJ-7/16"-DN 05	13,60
06	1/4"	7/16"-20	27,5	14,0	4,0	14	AGJ-7/16"-DN 06	10,83
05	3/16"	1/2"-20	21,0	14,0	3,0	14	AGJ-1/2"-DN 05	13,70
06	1/4"	1/2"-20	27,5	14,0	4,0	17	AGJ-1/2"-DN 06	10,58
08	5/16"	1/2"-20	27,5	14,0	5,5	17	AGJ-1/2"-DN 08	10,73
05	3/16"	9/16"-18	22,0	14,1	3,0	17	AGJ-9/16"-DN 05	13,90
06	1/4"	9/16"-18	29,5	14,1	4,0	17	AGJ-9/16"-DN 06	10,58
08	5/16"	9/16"-18	29,5	14,1	5,5	17	AGJ-9/16"-DN 08	10,83
10	3/8"	9/16"-18	29,5	14,1	7,0	17	AGJ-9/16"-DN 10	10,83
10	3/8"	3/4"-16	33,0	16,7	7,0	22	AGJ-3/4"-DN 10	11,53
12	1/2"	3/4"-16	31,0	16,7	9,5	22	AGJ-3/4"-DN 12	14,13
10	3/8"	7/8"-14	36,0	19,3	7,0	24	AGJ-7/8"-DN 10	15,00
12	1/2"	7/8"-14	36,5	19,3	9,5	24	AGJ-7/8"-DN 12	15,00
16	5/8"	7/8"-14	37,0	19,3	12,5	24	AGJ-7/8"-DN 16	15,00
12	1/2"	1 1/16"-12	38,5	22,0	9,5	27	AGJ-1 1/16"-DN 12	19,95
16	5/8"	1 1/16"-12	40,0	22,0	12,5	27	AGJ-1 1/16"-DN 16	15,50
19	3/4"	1 1/16"-12	43,0	22,0	14,5	27	AGJ-1 1/16"-DN 19	15,50
19	3/4"	1 5/16"-12	44,0	23,1	14,5	36	AGJ-1 5/16"-DN 19	25,00
25	1"	1 5/16"-12	44,0	23,1	20,0	36	AGJ-1 5/16"-DN 25	25,00
25	1"	1 5/8"-12	50,0	24,4	20,0	46	AGJ-1 5/8"-DN 25	50,20
31	1 1/4"	1 5/8"-12	48,0	24,4	25,5	46	AGJ-1 5/8"-DN 31	47,58
31	1 1/4"	1 7/8"-12	51,0	27,5	25,5	50	AGJ-1 7/8"-DN 31	62,75
38	1 1/2"	1 7/8"-12	53,5	27,5	31,5	50	AGJ-1 7/8"-DN 38	52,60
38	1 1/2"	2 1/2"-12		33,9	31,5	65	AGJ-2 1/2"-DN 38	150,00
51	2"	2 1/2"-12	63,0	33,9	43,0	65	AGJ-2 1/2"-DN 51	120,00

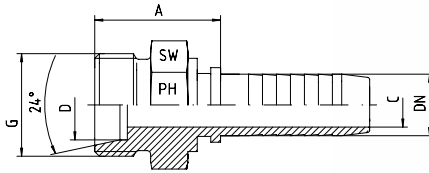
AUSSENGEWINDE-NIPPEL METRIC-MALE NIPPLES



Mit 24°-Konus für Schneidringverschraubungen
DIN 2353 / DIN EN ISO 8434-1
Leichte Reihe = CEL

For Compression Couplings
DIN 2353 / DIN EN ISO 8434-1 with 24°-Cone
Light Series = CEL

Schlauch Hose DN	DN Bore in.	Gewinde Thread G	Rohr A.D. Tube O.D. D	Ca. Maße Approx. Dimensions			Bestellzeichen Order-Code	Brutto-Preis Gross-Price Euro (€)
				A	C	SW		
05	3/16"	M 12 x 1,5	6	21,5	3,0	14	CEL-06-DN 05	13,90
06	1/4"	M 12 x 1,5	6	23,0	4,0	14	CEL-06-DN 06	8,88
05	3/16"	M 14 x 1,5	8	21,5	3,0	14	CEL-08-DN 05	13,90
06	1/4"	M 14 x 1,5	8	23,0	4,0	14	CEL-08-DN 06	8,88
06	1/4"	M 16 x 1,5	10	25,0	4,0	17	CEL-10-DN 06	11,00
08	5/16"	M 16 x 1,5	10	24,5	5,5	17	CEL-10-DN 08	11,05
10	3/8"	M 16 x 1,5	10	24,5	7,0	17	CEL-10-DN 10	11,70
06	1/4"	M 18 x 1,5	12	24,5	4,0	19	CEL-12-DN 06	14,20
08	5/16"	M 18 x 1,5	12	24,5	5,5	19	CEL-12-DN 08	13,21
10	3/8"	M 18 x 1,5	12	24,5	7,0	19	CEL-12-DN 10	11,20
12	1/2"	M 18 x 1,5	12	25,5	9,5	19	CEL-12-DN 12	15,50
10	3/8"	M 22 x 1,5	15	26,0	7,0	22	CEL-15-DN 10	12,53
12	1/2"	M 22 x 1,5	15	27,0	9,5	22	CEL-15-DN 12	11,40
12	1/2"	M 26 x 1,5	18	29,0	9,5	27	CEL-18-DN 12	14,55
16	5/8"	M 26 x 1,5	18	28,0	12,5	27	CEL-18-DN 16	13,35
19	3/4"	M 26 x 1,5	18	30,0	14,5	27	CEL-18-DN 19	22,50
16	5/8"	M 30 x 2	22	32,5	12,5	30	CEL-22-DN 16	20,90
19	3/4"	M 30 x 2	22	35,0	14,5	30	CEL-22-DN 19	19,00
19	3/4"	M 36 x 2	28	34,0	19,5	36	CEL-28-DN 19	32,90
25	1"	M 36 x 2	28	35,0	20,0	36	CEL-28-DN 25	22,00
31	1 1/4"	M 45 x 2	35	39,0	25,5	46	CEL-35-DN 31	45,00
38	1 1/2"	M 52 x 2	42	45,0	31,5	55	CEL-42-DN 38	64,30

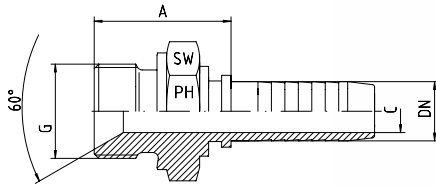


Mit 24°-Konus für Schneidringverschraubungen
DIN 2353 / DIN EN ISO 8434-1
Schwere Reihe = CES

For Compression Couplings
DIN 2353 / DIN EN ISO 8434-1 with 24°-Cone
Heavy Series = CES

Schlauch Hose DN	DN Bore in.	Gewinde Thread G	Rohr A.D. Tube O.D. D	Ca. Maße Approx. Dimensions			Bestellzeichen Order-Code	Brutto-Preis Gross-Price Euro (€)
				A	C	SW		
05	3/16"	M 14 x 1,5	6	23,7	3,0	14	CES-06-DN 05	14,90
06	1/4"	M 14 x 1,5	6	25,0	4,0	14	CES-06-DN 06	13,50
05	3/16"	M 16 x 1,5	8	23,7	3,0	17	CES-08-DN 05	14,95
06	1/4"	M 16 x 1,5	8	25,5	4,0	17	CES-08-DN 06	11,63
06	1/4"	M 18 x 1,5	10	25,5	4,0	19	CES-10-DN 06	9,90
08	5/16"	M 18 x 1,5	10	25,5	5,5	19	CES-10-DN 08	12,40
10	3/8"	M 18 x 1,5	10	25,5	7,0	19	CES-10-DN 10	16,35
08	5/16"	M 20 x 1,5	12	27,5	5,5	22	CES-12-DN 08	12,70
10	3/8"	M 20 x 1,5	12	25,5	7,0	22	CES-12-DN 10	14,00
08	5/16"	M 22 x 1,5	14	27,5	5,5	22	CES-14-DN 08	15,90
10	3/8"	M 22 x 1,5	14	28,0	7,0	22	CES-14-DN 10	14,50
10	3/8"	M 24 x 1,5	16	28,0	7,0	24	CES-16-DN 10	15,90
12	1/2"	M 24 x 1,5	16	28,0	9,5	24	CES-16-DN 12	14,50
12	1/2"	M 30 x 2	20	33,0	9,5	30	CES-20-DN 12	19,50
16	5/8"	M 30 x 2	20	34,0	12,5	30	CES-20-DN 16	17,50
19	3/4"	M 30 x 2	20	37,0	14,5	30	CES-20-DN 19	19,63
19	3/4"	M 36 x 2	25	40,0	14,5	36	CES-25-DN 19	24,00
25	1"	M 36 x 2	25	40,0	20,0	36	CES-25-DN 25	34,00
25	1"	M 42 x 2	30	42,5	20,0	46	CES-30-DN 25	41,00
31	1 1/4"	M 52 x 2	38	45,0	25,5	55	CES-38-DN 31	69,65

AUSSENGEWINDE-NIPPEL MALE NIPPLES



Mit 60°-Innenkonus und angedrehter Dichtkante
Form B

Gewinde: BSP - Zylindrisch

With 60°-Cone and Sealing Shoulder Form B

Thread: BSP - Parallel

Schlauch Hose DN	DN Bore in.	Gewinde Thread G	Ca. Maße Approx. Dimensions			Bestellzeichen Order-Code	Brutto-Preis Gross-Price Euro (€)
			A	C	SW		
05	3/16"	1/8"-28	21,5	3,0	14	AGR-1/8"-DN 05	13,50
06	1/4"	1/8"-28	23,5	4,0	14	AGR-1/8"-DN 06	9,50
05	3/16"	1/4"-19	25,0	3,0	19	AGR-1/4"-DN 05	14,00
06	1/4"	1/4"-19	25,5	4,0	19	AGR-1/4"-DN 06	10,50
08	5/16"	1/4"-19	28,0	5,5	19	AGR-1/4"-DN 08	12,50
10	3/8"	1/4"-19	28,0	6,0	19	AGR-1/4"-DN 10	12,50
12	1/2"	1/4"-19	27,0	7,0	19	AGR-1/4"-DN 12	17,50
06	1/4"	3/8"-19	30,5	4,0	19	AGR-3/8"-DN 06	12,50
08	5/16"	3/8"-19	26,5	5,5	22	AGR-3/8"-DN 08	10,35
10	3/8"	3/8"-19	30,0	7,0	22	AGR-3/8"-DN 10	10,15
12	1/2"	3/8"-19	30,5	9,5	22	AGR-3/8"-DN 12	12,20
06	1/4"	1/2"-14	34,5	4,0	27	AGR-1/2"-DN 06	15,95
08	5/16"	1/2"-14	31,5	5,5	27	AGR-1/2"-DN 08	15,95
10	3/8"	1/2"-14	32,0	7,0	27	AGR-1/2"-DN 10	12,00
12	1/2"	1/2"-14	31,0	9,5	27	AGR-1/2"-DN 12	12,00
16	5/8"	1/2"-14	32,0	12,5	27	AGR-1/2"-DN 16	19,00
19	3/4"	1/2"-14	37,5	14,5	27	AGR-1/2"-DN 19	20,00
16	5/8"	5/8"-14	32,5	12,5	30	AGR-5/8"-DN 16	19,50
12	1/2"	3/4"-14	34,5	9,5	32	AGR-3/4"-DN 12	21,20
16	5/8"	3/4"-14	35,0	12,5	32	AGR-3/4"-DN 16	16,68
19	3/4"	3/4"-14	38,0	14,5	32	AGR-3/4"-DN 19	16,68
25	1"	3/4"-14	38,0	19,5	36	AGR-3/4"-DN 25	26,00
19	3/4"	1"-11	41,5	14,5	41	AGR-1"-DN 19	25,90
25	1"	1"-11	42,0	20,0	41	AGR-1"-DN 25	25,90
25	1"	1 1/4"-11	45,0	20,0	50	AGR-1 1/4"-DN 25	57,50
31	1 1/4"	1 1/4"-11	45,0	25,5	50	AGR-1 1/4"-DN 31	54,50
31	1 1/4"	1 1/2"-11	45,0	25,5	55	AGR-1 1/2"-DN 31	62,50
38	1 1/2"	1 1/2"-11	48,0	31,5	55	AGR-1 1/2"-DN 38	60,00
51	2"	2"-11	50,0	41,0	70	AGR-2"-DN 51	99,00



Flachdichtend
Mit angedrehter Dichtkante Form B
Gewinde: BSP - Zylindrisch

Flat sealing
With Sealing Shoulder Form B
Thread: BSP - Parallel

Schlauch Hose DN	DN Bore in.	Gewinde Thread G	Ca. Maße Approx. Dimensions			Bestellzeichen Order-Code	Brutto-Preis Gross-Price Euro (€)
			A	C	SW		
06	1/4"	1/8"-28	23,5	4,0	14	AGF-1/8"-DN 06	9,50
06	1/4"	1/4"-19	25,5	4,0	19	AGF-1/4"-DN 06	10,50
08	5/16"	1/4"-19	28,0	5,5	19	AGF-1/4"-DN 08	12,50
10	3/8"	1/4"-19	28,0	6,0	19	AGF-1/4"-DN 10	12,50
12	1/2"	1/4"-19	27,0	7,0	19	AGF-1/4"-DN 12	17,50
08	5/16"	3/8"-19	26,5	5,5	22	AGF-3/8"-DN 08	10,35
10	3/8"	3/8"-19	30,0	7,0	22	AGF-3/8"-DN 10	10,15
12	1/2"	3/8"-19	32,0	9,5	22	AGF-3/8"-DN 12	12,20
10	1/2"	1/2"-14	32,0	7,0	27	AGF-1/2"-DN 10	12,00
12	1/2"	1/2"-14	31,0	9,5	27	AGF-1/2"-DN 12	12,00
16	5/8"	5/8"-14		12,5		AGF-5/8"-DN 16	19,50
12	1/2"	3/4"-14	34,5	9,5	32	AGF-3/4"-DN 12	21,20
16	5/8"	3/4"-14	35,0	12,5	32	AGF-3/4"-DN 16	16,68
19	3/4"	3/4"-14	38,0	14,5	32	AGF-3/4"-DN 19	16,68
19	3/4"	1"-11	41,5	14,5	41	AGF-1"-DN 19	25,90
25	1"	1"-11	42,0	20,0	41	AGF-1"-DN 25	25,90
25	1"	1 1/4"-11	45,0	20,0	50	AGF-1 1/4"-DN 25	57,50
31	1 1/4"	1 1/4"-11	45,0	25,5	50	AGF-1 1/4"-DN 31	54,50
31	1 1/4"	1 1/2"-11	45,0	25,5	55	AGF-1 1/2"-DN 31	62,50
38	1 1/2"	1 1/2"-11	48,0	31,5	55	AGF-1 1/2"-DN 38	60,00
51	2"	2"-11	50,0	43,0	70	AGF-2"-DN 51	99,00

AUSSENGEWINDE-NIPPEL

MALE NIPPLES



AGRk = Kegeliges Rohraußengewinde

AGRk = BSP - Male - Taper

Schlauch Hose DN	DN Bore in.	Gewinde Thread G	Ca. Maße Approx. Dimensions			Bestellzeichen Order-Code	Brutto-Preis Gross-Price Euro (€)
			A	C	SW		
05	3/16"	1/8"-28 keg	19,5	3,0	11	AGRk-1/8"-DN 05	13,40
06	1/4"	1/8"-28 keg	20,0	4,0	14	AGRk-1/8"-DN 06	7,90
05	3/16"	1/4"-19 keg	23,5	3,0	14	AGRk-1/4"-DN 05	13,50
06	1/4"	1/4"-19 keg	28,0	4,0	14	AGRk-1/4"-DN 06	6,40
08	5/16"	1/4"-19 keg	27,0	5,5	14	AGRk-1/4"-DN 08	9,50
10	3/8"	1/4"-19 keg	26,5	7,0	17	AGRk-1/4"-DN 10	10,40
06	1/4"	3/8"-19 keg	25,5	4,0	19	AGRk-3/8"-DN 06	12,00
08	5/16"	3/8"-19 keg	26,5	5,5	19	AGRk-3/8"-DN 08	8,03
10	3/8"	3/8"-19 keg	26,5	7,0	19	AGRk-3/8"-DN 10	7,65
12	1/2"	3/8"-19 keg	27,5	9,5	19	AGRk-3/8"-DN 12	8,95
10	3/8"	1/2"-14 keg	27,5	7,0	22	AGRk-1/2"-DN 10	11,40
12	1/2"	1/2"-14 keg	29,0	9,5	22	AGRk-1/2"-DN 12	11,10
19	3/4"	1/2"-14 keg		14,5	27	AGRk-1/2"-DN 19	19,90
12	1/2"	3/4"-14 keg	33,5	9,5	27	AGRk-3/4"-DN 12	18,85
16	5/8"	3/4"-14 keg	36,5	12,5	27	AGRk-3/4"-DN 16	17,08
19	3/4"	3/4"-14 keg	38,5	14,5	27	AGRk-3/4"-DN 19	16,30
25	1"	3/4"-14 keg	35,7	14,5	32	AGRk-3/4"-DN 25	26,50
19	3/4"	1"-11 keg	46,5	14,5	36	AGRk-1"-DN 19	28,30
25	1"	1"-11 keg	46,5	20,0	36	AGRk-1"-DN 25	26,15
31	1 1/4"	1 1/4"-11 keg	45,0	25,5	46	AGRk-1 1/4"-DN 31	41,70
38	1 1/2"	1 1/2"-11 keg	50,0	31,5	50	AGRk-1 1/2"-DN 38	55,67
51	2"	2"-11 keg	56,0	43,0	65	AGRk-2"-DN 51	93,90



AGN = NPT-Außengewinde

AGN = NPT - Male

Schlauch Hose DN	DN Bore in.	Gewinde Thread G	Ca. Maße Approx. Dimensions			Bestellzeichen Order-Code	Brutto-Preis Gross-Price Euro (€)
			A	C	SW		
05	3/16"	1/8"-27 NPT	21,0	3,0	11	AGN-1/8"-DN 05	13,50
06	1/4"	1/8"-27 NPT	23,5	4,0	14	AGN-1/8"-DN 06	8,50
05	3/16"	1/4"-18 NPT	26,5	3,0	14	AGN-1/4"-DN 05	13,60
06	1/4"	1/4"-18 NPT	28,0	4,0	14	AGN-1/4"-DN 06	6,65
08	5/16"	1/4"-18 NPT	29,5	5,5	14	AGN-1/4"-DN 08	7,07
10	3/8"	1/4"-18 NPT	29,0	7,0	17	AGN-1/4"-DN 10	12,00
06	1/4"	3/8"-18 NPT	29,0	4,0	19	AGN-3/8"-DN 06	9,50
08	5/16"	3/8"-18 NPT	28,5	5,5	19	AGN-3/8"-DN 08	8,35
10	3/8"	3/8"-18 NPT	29,5	7,0	19	AGN-3/8"-DN 10	7,95
12	1/2"	3/8"-18 NPT	31,5	9,5	19	AGN-3/8"-DN 12	12,00
10	3/8"	1/2"-14 NPT	33,5	7,0	22	AGN-1/2"-DN 10	11,85
12	1/2"	1/2"-14 NPT	34,0	9,5	22	AGN-1/2"-DN 12	11,53
16	5/8"	1/2"-14 NPT	35,5	12,5	24	AGN-1/2"-DN 16	11,68
19	3/4"	1/2"-14 NPT	40,0	14,5	27	AGN-1/2"-DN 19	19,90
12	1/2"	3/4"-14 NPT	35,5	9,5	27	AGN-3/4"-DN 12	19,60
16	5/8"	3/4"-14 NPT	36,5	12,5	27	AGN-3/4"-DN 16	17,78
19	3/4"	3/4"-14 NPT	38,5	14,5	27	AGN-3/4"-DN 19	16,95
25	1"	3/4"-14 NPT	40,0	15,0	32	AGN-3/4"-DN 25	26,50
19	3/4"	1"-11,5 NPT	43,5	14,5	36	AGN-1"-DN 19	32,83
25	1"	1"-11,5 NPT	46,5	20,0	36	AGN-1"-DN 25	27,20
25	1"	1 1/4"-11,5 NPT	46,0	20,0	46	AGN-1 1/4"-DN 25	55,45
31	1 1/4"	1 1/4"-11,5 NPT	48,0	25,5	46	AGN-1 1/4"-DN 31	43,38
31	1 1/4"	1 1/2"-11,5 NPT	44,0	25,5	50	AGN-1 1/2"-DN 31	63,66
38	1 1/2"	1 1/2"-11,5 NPT	54,5	31,5	50	AGN-1 1/2"-DN 38	57,90
51	2"	2"-11,5 NPT	56,0	43,0	65	AGN-2"-DN 51	97,65

DOPPELSCHLAUCHNIPPEL DOUBLE-HOSE CONNECTORS



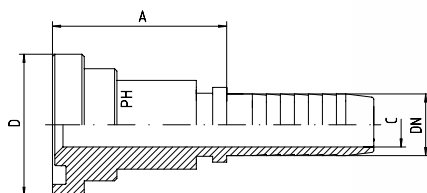
EDELSTAHL / STAINLESS STEEL
VERBINDUNGSTECHNIK
FLUID CONNECTORS



Schlauch Hose DN	DN Bore in.	Ca. Maße Approx. Dimensions			Bestellzeichen Order-Code	Brutto-Preis Gross-Price Euro (€)
		A		C		
06	1/4"	23,0		4,0	DSN-DN 06	13,80
08	5/16"	23,0		5,5	DSN-DN 08	14,70
10	3/8"	19,0		7,0	DSN-DN 10	18,40
12	1/2"	23,0		9,5	DSN-DN 12	18,40
16	5/8"	25,5		12,5	DSN-DN 16	22,95
19	3/4"	31,5		14,5	DSN-DN 19	26,10
25	1"	32,5		20,0	DSN-DN 25	30,66
31	1 1/4"	39,0		25,5	DSN-DN 31	60,00
38	1 1/2"	41,0		31,5	DSN-DN 38	80,75
51	2"	41,0		43,0	DSN-DN 51	92,50



Schlauch Hose DN	DN Bore in.	Gewinde Thread G	Ca. Maße Approx. Dimensions			Bestellzeichen Order-Code	Brutto-Preis Gross-Price Euro (€)
			A	B	C		
06	1/4"	M 22 x 1,5	34	35	4,0	DKO-KÄ-DN 06	12,15
08	5/16"	M 22 x 1,5	34	35	5,5	DKO-KÄ-DN 08	12,15
10	3/8"	M 22 x 1,5	34	35	7,0	DKO-KÄ-DN 10	12,15
12	1/2"	M 22 x 1,5	34	35	9,5	DKO-KÄ-DN 12	13,95

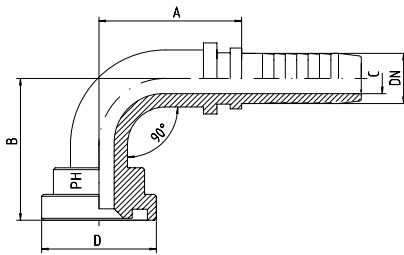


SAE J 518 / ISO 6162
SFL 3 = 3000 P.S.I. - Gerade
SFS 6 = 6000 P.S.I. - Gerade

SAE J 518 / ISO 6162
SFL 3 = 3000 P.S.I. - Straight
SFS 6 = 6000 P.S.I. - Straight

Schlauch Hose DN	DN Bore in.	Flanschgröße Flange Dimensions		Ca. Maße Approx. Dimensions			Bestellzeichen Order-Code	Brutto-Preis Gross-Price Euro (€)
		D	in.	A		C		
12	1/2"	30,2	1/2"	37,5		9,5	SFL3-1/2"-DN 12	27,00
16	5/8"	30,2	1/2"	39,0		12,5	SFL3-1/2"-DN 16	37,00
12	1/2"	38,1	3/4"	40,0		9,5	SFL3-3/4"-DN 12	47,00
16	5/8"	38,1	3/4"	46,5		12,5	SFL3-3/4"-DN 16	39,90
19	3/4"	38,1	3/4"	46,5		14,5	SFL3-3/4"-DN 19	35,00
19	3/4"	44,5	1"	46,5		14,5	SFL3-1"-DN 19	49,50
25	1"	44,5	1"	38,0		20,0	SFL3-1"-DN 25	46,00
25	1"	50,8	1 1/4"	49,0		20,0	SFL3-1 1/4"-DN 25	77,00
31	1 1/4"	50,8	1 1/4"	54,0		25,5	SFL3-1 1/4"-DN 31	76,10
31	1 1/4"	60,3	1 1/2"	50,0		25,5	SFL3-1 1/2"-DN 31	105,00
38	1 1/2"	60,3	1 1/2"	60,0		31,5	SFL3-1 1/2"-DN 38	95,00
38	1 1/2"	71,4	2"	62,0		31,5	SFL3-2"-DN 38	170,00
51	2"	71,4	2"	48,0		43,0	SFL3-2"-DN 51	164,00
60	2 3/8"	84,1	2 1/2"	68,0		51,0	SFL3-2 1/2"-DN 60	185,00
63	2 1/2"	84,1	2 1/2"	68,0		55,5	SFL3-2 1/2"-DN 63	299,00
51	2"	101,5	3"	64,0		43,0	SFL3-3"-DN 51	490,00
76	3"	101,5	3"	87,0		68,5	SFL3-3"-DN 76	299,50
80		101,5	3"	71,0		73,0	SFL3-3"-DN 80	320,00

Schlauch Hose DN	DN Bore in.	Flanschgröße Flange Dimensions		Ca. Maße Approx. Dimensions			Bestellzeichen Order-Code	Brutto-Preis Gross-Price Euro (€)
		D	in.	A		C		
12	1/2"	31,7	1/2"	39,0		9,5	SFS6-1/2"-DN 12	31,50
16	5/8"	31,7	1/2"	40,0		12,5	SFS6-1/2"-DN 16	55,00
12	1/2"	41,3	3/4"	40,0		9,5	SFS6-3/4"-DN 12	55,00
16	5/8"	41,3	3/4"	41,0		12,5	SFS6-3/4"-DN 16	55,00
19	3/4"	41,3	3/4"	48,0		14,5	SFS6-3/4"-DN 19	45,00
19	3/4"	47,6	1"	65,5		14,5	SFS6-1"-DN 19	61,50
25	1"	47,6	1"	68,0		20,0	SFS6-1"-DN 25	53,00
25	1"	54,0	1 1/4"	50,5		20,0	SFS6-1 1/4"-DN 25	74,05
31	1 1/4"	54,0	1 1/4"	70,0		25,5	SFS6-1 1/4"-DN 31	73,50
31	1 1/4"	63,5	1 1/2"	58,0		25,5	SFS6-1 1/2"-DN 31	125,00
38	1 1/2"	63,5	1 1/2"	68,0		31,5	SFS6-1 1/2"-DN 38	110,00
38	1 1/2"	79,4	2"	76,0		31,5	SFS6-2"-DN 38	176,70
51	2"	79,4	2"	86,0		43,0	SFS6-2"-DN 51	168,00



SAE J 518 / ISO 6162
SFL 3 = 3000 P.S.I. - 90°
SFS 6 = 6000 P.S.I. - 90°

SAE J 518 / ISO 6162
SFL 3 = 3000 P.S.I. - 90°
SFS 6 = 6000 P.S.I. - 90°

Schlauch Hose DN	DN Bore in.	Flanschgröße Flange Dimensions		Ca. Maße Approx. Dimensions			Bestellzeichen Order-Code	Brutto-Preis Gross-Price Euro (€)
		D	in.	A	B	C		
12	1/2"	30,2	1/2"	44,0	54,0	9,5	SFL3-1/2"-90°-DN 12	40,20
16	5/8"	30,2	1/2"	76,5	60,0	12,0	SFL3-1/2"-90°-DN 16	85,50
12	1/2"	38,1	3/4"	74,0	61,0	12,0	SFL3-3/4"-90°-DN 12	56,55
16	5/8"	38,1	3/4"	74,0	61,0	12,0	SFL3-3/4"-90°-DN 16	66,65
19	3/4"	38,1	3/4"	75,0	68,0	14,5	SFL3-3/4"-90°-DN 19	66,65
19	3/4"	44,5	1"	75,0	73,0	14,5	SFL3-1"-90°-DN 19	93,10
25	1"	44,5	1"	85,0	77,0	20,0	SFL3-1"-90°-DN 25	93,10
25	1"	50,8	1 1/4"	104,0	89,0	20,0	SFL3-1 1/4"-90°-DN 25	122,90
31	1 1/4"	50,8	1 1/4"	102,0	92,0	25,0	SFL3-1 1/4"-90°-DN 31	122,90
38	1 1/2"	50,8	1 1/4"	121,0	101,0	31,0	SFL3-1 1/4"-90°-DN 38	498,00
31	1 1/4"	60,3	1 1/2"	124,0	92,5	25,0	SFL3-1 1/2"-90°-DN 31	202,00
38	1 1/2"	60,3	1 1/2"	118,0	106,0	31,0	SFL3-1 1/2"-90°-DN 38	186,20
38	1 1/2"	71,4	2"	120,0	120,0	31,0	SFL3-2"-90°-DN 38	290,10
51	2"	71,4	2"	146,0	144,0	42,0	SFL3-2"-90°-DN 51	260,70
60	2 3/8"	84,1	2 1/2"				SFL3-2 1/2"-90°-DN 60	389,50
63	2 1/2"	84,1	2 1/2"	213,0	183,0	55,0	SFL3-2 1/2"-90°-DN 63	1.150,00
76	3"	101,5	3"				SFL3-3"-90°-DN 76	750,00
80		101,5	3"				SFL3-3"-90°-DN 80	1.520,00

Schlauch Hose DN	DN Bore in.	Flanschgröße Flange Dimensions		Ca. Maße Approx. Dimensions			Bestellzeichen Order-Code	Brutto-Preis Gross-Price Euro (€)
		D	in.	A	B	C		
12	1/2"	31,7	1/2"	44,0	56,0	9,5	SFS6-1/2"-90°-DN 12	40,20
16	5/8"	31,7	1/2"	56,5	60,0	12,0	SFS6-1/2"-90°-DN 16	81,00
12	1/2"	41,3	3/4"	74,0	63,5	12,0	SFS6-3/4"-90°-DN 12	56,55
16	5/8"	41,3	3/4"	74,0	63,5	12,0	SFS6-3/4"-90°-DN 16	66,65
19	3/4"	41,3	3/4"	75,0	70,0	14,5	SFS6-3/4"-90°-DN 19	66,65
19	3/4"	47,6	1"	77,0	72,0	14,5	SFS6-1"-90°-DN 19	93,10
25	1"	47,6	1"	84,0	78,0	20,0	SFS6-1"-90°-DN 25	93,10
25	1"	54,0	1 1/4"	105,0	91,0	20,0	SFS6-1 1/4"-90°-DN 25	126,60
31	1 1/4"	54,0	1 1/4"	103,0	92,0	25,0	SFS6-1 1/4"-90°-DN 31	126,60
31	1 1/4"	63,5	1 1/2"	124,0	95,0	25,0	SFS6-1 1/2"-90°-DN 31	202,00
38	1 1/2"	63,5	1 1/2"	124,0	104,0	31,0	SFS6-1 1/2"-90°-DN 38	186,20
38	1 1/2"	79,4	2"	120,0	122,0	31,0	SFS6-2"-90°-DN 38	290,00
51	2"	79,4	2"	147,0	139,0	41,0	SFS6-2"-90°-DN 51	260,70

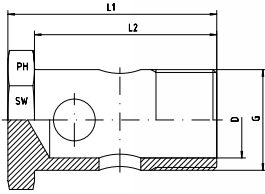


SAE J 518 / ISO 6162
SFL 3 = 3000 P.S.I. - 45°
SFS 6 = 6000 P.S.I. - 45°

SAE J 518 / ISO 6162
SFL 3 = 3000 P.S.I. - 45°
SFS 6 = 6000 P.S.I. - 45°

Schlauch Hose DN	DN Bore in.	Flanschgröße Flange Dimensions		Ca. Maße Approx. Dimensions			Bestellzeichen Order-Code	Brutto-Preis Gross-Price Euro (€)
		D	in.	A	B	C		
12	1/2"	30,2	1/2"	60,0	30,0	9,5	SFL3-1/2"-45°-DN 12	40,20
16	5/8"	30,2	1/2"	90,5	34,0	12,0	SFL3-1/2"-45°-DN 16	85,50
12	1/2"	38,1	3/4"	90,5	34,0	12,0	SFL3-3/4"-45°-DN 12	56,55
16	5/8"	38,1	3/4"	90,5	34,0	12,0	SFL3-3/4"-45°-DN 16	66,65
19	3/4"	38,1	3/4"	85,0	36,0	14,5	SFL3-3/4"-45°-DN 19	66,65
19	3/4"	44,5	1"	91,0	31,0	14,5	SFL3-1"-45°-DN 19	93,10
25	1"	44,5	1"	90,0	39,0	20,0	SFL3-1"-45°-DN 25	93,10
25	1"	50,8	1 1/4"	118,0	43,0	20,0	SFL3-1 1/4"-45°-DN 25	122,90
31	1 1/4"	50,8	1 1/4"	111,0	44,0	25,0	SFL3-1 1/4"-45°-DN 31	122,90
31	1 1/4"	60,3	1 1/2"	138,0	36,0	25,0	SFL3-1 1/2"-45°-DN 31	202,00
38	1 1/2"	60,3	1 1/2"	134,0	45,0	31,0	SFL3-1 1/2"-45°-DN 38	186,20
38	1 1/2"	71,4	2"	142,0	58,0	31,0	SFL3-2"-45°-DN 38	290,10
51	2"	71,4	2"	162,0	57,0	42,0	SFL3-2"-45°-DN 51	260,70
60	2 3/8"	84,1	2 1/2"				SFL3-2 1/2"-45°-DN 60	389,50
63	2 1/2"	84,1	2 1/2"	223,0	73,5	55,0	SFL3-2 1/2"-45°-DN 63	1.150,00
76	3"	101,5	3"				SFL3-3"-45°-DN 76	750,00
80		101,5	3"				SFL3-3"-45°-DN 80	1.520,00

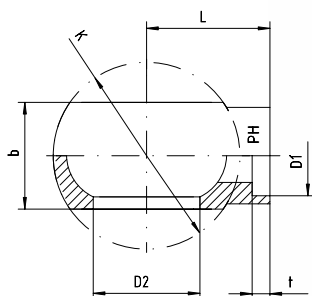
Schlauch Hose DN	DN Bore in.	Flanschgröße Flange Dimensions		Ca. Maße Approx. Dimensions			Bestellzeichen Order-Code	Brutto-Preis Gross-Price Euro (€)
		D	in.	A	B	C		
12	1/2"	31,7	1/2"	62,0	32,0	9,5	SFS6-1/2"-45°-DN 12	40,20
16	5/8"	31,7	1/2"	91,5	35,0	12,0	SFS6-1/2"-45°-DN 16	81,00
12	1/2"	41,3	3/4"	91,5	35,0	12,0	SFS6-3/4"-45°-DN 12	56,55
16	5/8"	41,3	3/4"	91,5	35,0	12,0	SFS6-3/4"-45°-DN 16	66,65
19	3/4"	41,3	3/4"	85,0	40,0	14,5	SFS6-3/4"-45°-DN 19	66,65
19	3/4"	47,6	1"	94,0	31,0	14,5	SFS6-1"-45°-DN 19	93,10
25	1"	47,6	1"	92,5	38,5	20,0	SFS6-1"-45°-DN 25	93,10
25	1"	54,0	1 1/4"	119,0	47,5	20,0	SFS6-1 1/4"-45°-DN 25	126,60
31	1 1/4"	54,0	1 1/4"	112,0	47,0	25,0	SFS6-1 1/4"-45°-DN 31	126,60
31	1 1/4"	63,5	1 1/2"	141,5	43,0	25,0	SFS6-1 1/2"-45°-DN 31	202,00
38	1 1/2"	63,5	1 1/2"	134,0	48,0	31,0	SFS6-1 1/2"-45°-DN 38	186,20
38	1 1/2"	79,4	2"	143,0	64,0	31,0	SFS6-2"-45°-DN 38	290,00
51	2"	79,4	2"	165,5	60,0	41,0	SFS6-2"-45°-DN 51	260,70



Metrisch (DIN 7643) + Zöllig

Metric (DIN 7643) + BSP

Gewinde Thread G	Ca. Maße Approx. Dimensions				Bestellzeichen Order-Code	Brutto-Preis Gross-Price Euro (€)
	L1	L2	D	SW		
M 10 x 1	25	19	5,5	14	HS-M 10x1	9,75
M 12 x 1,5	30	24	7,0	17	HS-M 12x1,5	9,75
M 14 x 1,5	32	26	9,0	19	HS-M 14x1,5	8,06
M 16 x 1,5	34	28	11,0	22	HS-M 16x1,5	8,06
M 18 x 1,5	38	32	13,0	24	HS-M 18x1,5	9,06
M 22 x 1,5	46	39	16,0	27	HS-M 22x1,5	10,88
M 26 x 1,5	52	45	20,0	32	HS-M 26x1,5	24,58
G 1/8"	25	19	5,5	14	HS-G 1/8"	9,75
G 1/4"	32	26	8,0	19	HS-G 1/4"	5,77
G 3/8"	34	28	11,0	22	HS-G 3/8"	9,53
G 1/2"	45	38	13,0	27	HS-G 1/2"	8,73
G 3/4"	52	45	20,0	32	HS-G 3/4"	19,08



DIN 7642
Für Lötung, Form B

DIN 7642
For Soldering, Form B

Rohr A.D. Tube O.D. D1	Für Hohl- schraube For Bolt D2	Ca. Maße Approx. Dimensions				Bestellzeichen Order-Code	Brutto-Preis Gross-Price Euro (€)
		b	L	t	K		
6	M 10 x 1 + 1/8"	10	16	6	17	RGN-06	20,75
8	M 12 x 1,5	12	18	6	20	RGN-08	22,05
10	M 14 x 1,5	14	20	6	24	RGN-10	22,50
12	M 16 x 1,5 + 3/8"	16	22	6	28	RGN-12	24,50
15	M 18 x 1,5	20	24	6	32	RGN-15	30,00
18	M 22 x 1,5	25	27	6	39	RGN-18	62,50
22	M 26 x 1,5 + 3/4"	30	32	8	46	RGN-22	79,65



Metrisch + Zöllig

Metric + BSP

Schlauch Hose DN	DN Bore in.	Für Hohl- schraube For Bolt	Ca. Maße Approx. Dimensions				Bestellzeichen Order-Code	Brutto-Preis Gross-Price Euro (€)
			D	A	B	C		
06	1/4"	M 10 x 1 + G 1/8"	10,1	33,0	10	4,0	RGN-10-DN 06	20,50
06	1/4"	M 12 x 1,5	12,1	36,0	12	4,0	RGN-12-DN 06	18,95
06	1/4"	M 14 x 1,5	14,1	27,5	14	4,0	RGN-14-DN 06	18,95
06	1/4"	G 1/4"	13,3	27,5	14	4,0	RGN-1/4"-DN 06	20,50
06	1/4"	M 16 x 1,5 + G 3/8"	16,6	35,5	16	4,0	RGN-16-DN 06	28,00
08	5/16"	M 10 x 1 + G 1/8"	10,1	33,0	10	5,5	RGN-10-DN 08	24,50
08	5/16"	M 12 x 1,5	12,1	36,0	12	5,5	RGN-12-DN 08	24,50
08	5/16"	M 14 x 1,5	14,1	27,5	14	5,5	RGN-14-DN 08	24,50
08	5/16"	M 16 x 1,5 + G 3/8"	16,6	35,5	16	5,5	RGN-16-DN 08	20,03
10	3/8"	M 14 x 1,5	14,1	37,5	14	7,0	RGN-14-DN 10	24,50
10	3/8"	M 16 x 1,5 + G 3/8"	16,6	35,5	16	7,0	RGN-16-DN 10	23,72
10	3/8"	M 18 x 1,5	18,1	40,5	20	7,0	RGN-18-DN 10	33,50
10	3/8"	G 1/2"	21,2	45,5	22	7,0	RGN-1/2"-DN 10	49,90
12	1/2"	G 1/2"	21,2	46,5	22	9,5	RGN-1/2"-DN 12	34,30
12	1/2"	M 16 x 1,5 + G 3/8"	16,6	36,0	16	9,5	RGN-16-DN 12	33,60
12	1/2"	M 18 x 1,5	18,1	38,0	20	9,5	RGN-18-DN 12	32,77
12	1/2"	M 22 x 1,5	22,1	47,0	25	9,5	RGN-22-DN 12	34,27
16	5/8"	M 22 x 1,5	22,1	47,5	25	12,5	RGN-22-DN 16	49,95
19	3/4"	M 26 x 1,5 + G 3/4"	26,3	53,0	30	14,5	RGN-26-DN 19	41,37



LOCHBILD / 3000 P.S.I.

Max. Betriebsdruck Max. Working Pressure bar	SAE Baugröße Nominal Flange Size in	Ca. Maße Approx. Dimension										Schrauben Screws		Bestellzeichen Order-Code	Brutto-Preis Gross-Price Euro (€)
		A	B	C	D	E	F	G	H	I	L	metr.	unc.		
345	1/2"	30,96	24,26	38,10	54	17,48	45,6	19	13	6,22	8,50	M 8 x 25	5/16" x 1 1/4"	VF-3-1/2"	18,65
345	3/4"	38,89	32,13	47,63	65	22,23	51,8	22	14	6,22	10,50	M 10 x 30	3/8" x 1 1/4"	VF-3-3/4"	24,03
345	1"	45,24	38,48	52,37	70	26,19	58,4	24	16	7,49	10,50	M 10 x 35	3/8" x 1 1/4"	VF-3-1"	26,85
276	1 1/4"	51,59	43,69	58,72	79	30,18	72,6	22	16	7,49	12,00	M 10 x 35	7/16" x 1 1/2"	VF-3-1 1/4"	30,48
207	1 1/2"	61,09	50,80	69,85	94	35,71	82,2	25	16	7,49	13,50	M 12 x 35	1/2" x 1 1/2"	VF-3-1 1/2"	34,45
207	2"	72,24	62,74	77,77	102	42,88	96,4	26	16	9,02	13,50	M 12 x 35	1/2" x 1 1/2"	VF-3-2"	36,30
172	2 1/2"	84,94	74,93	88,90	114	50,80	108,2	38	19	9,02	13,50	M 12 x 35	1/2" x 1 1/2"	VF-3-2 1/2"	53,80
138	3"	102,39	90,93	106,38	135	61,93	130,6	41	22	9,02	16,75	M 16 x 50	5/8" x 2"	VF-3-3"	80,65

LOCHBILD / 6000 P.S.I.

Max. Betriebsdruck Max. Working Pressure bar	SAE Baugröße Nominal Flange Size in	Ca. Maße Approx. Dimension										Schrauben Screws		Bestellzeichen Order-Code	Brutto-Preis Gross-Price Euro (€)
		A	B	C	D	E	F	G	H	I	L	metr.	unc.		
420	1/2"	32,45	24,64	40,49	56	18,24	47,2	22	16	7,24	8,50	M 8 x 30	5/16" x 1 1/4"	VF-6-1/2"	24,15
420	3/4"	42,06	32,51	50,80	71	23,80	60,0	28	19	8,26	10,50	M 10 x 35	3/8" x 1 1/2"	VF-6-3/4"	26,08
420	1"	48,41	38,86	57,15	81	27,76	69,9	33	24	9,02	12,50	M 12 x 45		VF-6-1"	31,00
420	1 1/4"	54,76	44,45	66,68	95	31,75	77,2	38	27	9,78	14,50	M 14 x 50	1/2" x 1 3/4"	VF-6-1 1/4"	48,33
420	1 1/2"	64,29	51,56	79,38	113	36,50	95,0	43	30	12,07	16,75	M 16 x 55	5/8" x 2"	VF-6-1 1/2"	65,80
420	2"	80,16	67,56	96,82	133	44,45	113,8	52	37	12,07	21,00	M 20 x 65	3/4" x 2 1/2"	VF-6-2"	107,23



LOCHBILD / 3000 P.S.I.

Max. Betriebsdruck Max. Working Pressure bar	SAE Baugröße Nominal Flange Size in	Ca. Maße Approx. Dimension										Schrauben Screws		Bestellzeichen Order-Code	Brutto-Preis Gross-Price Euro (€)
		A	B	C	D	E	F	G	H	I	L	metr.	unc.		
345	1/2"	30,96	24,26	38,10	54	8,74	22,8	19	13	6,22	8,50	M 8 x 25	5/16" x 1 1/4"	FLH-3-1/2"	8,95
345	3/4"	38,89	32,13	47,63	65	11,13	25,9	22	14	6,22	10,50	M 10 x 30	3/8" x 1 1/4"	FLH-3-3/4"	11,13
345	1"	45,24	38,48	52,37	70	13,08	29,2	24	16	7,49	10,50	M 10 x 30	3/8" x 1 1/4"	FLH-3-1"	12,08
276	1 1/4"	51,59	43,69	58,72	79	15,09	36,3	22	16	7,49	12,00	M 10 x 35	7/16" x 1 1/2"	FLH-3-1 1/4"	16,10
207	1 1/2"	61,09	50,80	69,85	94	17,86	41,1	25	16	7,49	13,50	M 12 x 35	1/2" x 1 1/2"	FLH-3-1 1/2"	17,18
207	2"	72,24	62,74	77,77	102	21,44	48,2	26	16	9,02	13,50	M 12 x 35	1/2" x 1 1/2"	FLH-3-2"	17,18
172	2 1/2"	84,94	74,93	88,90	114	25,40	54,1	38	19	9,02	13,50	M 12 x 40	1/2" x 1 1/2"	FLH-3-2 1/2"	26,38
138	3"	102,39	90,93	106,38	135	30,96	65,3	41	22	9,02	16,75	M 16 x 45	5/8" x 2"	FLH-3-3"	40,13

LOCHBILD / 6000 P.S.I.

Max. Betriebsdruck Max. Working Pressure bar	SAE Baugröße Nominal Flange Size in	Ca. Maße Approx. Dimension										Schrauben Screws		Bestellzeichen Order-Code	Brutto-Preis Gross-Price Euro (€)
		A	B	C	D	E	F	G	H	I	L	metr.	unc.		
420	1/2"	32,45	24,64	40,49	56	9,12	23,6	22	16	7,24	8,50	M 8 x 30	5/16" x 1 1/4"	FLH-6-1/2"	11,63
420	3/4"	42,06	32,51	50,80	71	11,91	30,0	28	19	8,26	10,50	M 10 x 35	3/8" x 1 1/2"	FLH-6-3/4"	12,08
420	1"	48,41	38,86	57,15	81	13,89	34,8	33	24	9,02	12,50	M 12 x 45		FLH-6-1"	15,33
420	1 1/4"	54,76	44,45	66,68	95	15,88	38,6	38	27	9,78	14,50	M 14 x 50		FLH-6-1 1/4"	21,65
420	1 1/2"	64,29	51,56	79,38	113	18,26	47,5	43	30	12,07	16,75	M 16 x 55	5/8" x 2"	FLH-6-1 1/2"	32,88
420	2"	80,16	67,56	96,82	133	22,23	56,9	52	37	12,07	21,00	M 20 x 65	3/4" x 2 1/2"	FLH-6-2"	52,33



Für SAE-Vollflansch & SAE-Flanschhälften
Inklusive Federring

*For SAE-Flange Clamp & SAE-Split Flange Halves
Inclusive Snap Ring*

Gewinde Thread	Bestellzeichen Order-Code	Brutto-Preis Gross-Price Euro (€)
M 8 x 25	MS-8x25	0,80
M 8 x 30	MS-8x30	0,80
M 10 x 30	MS-10x30	0,90
M 10 x 35	MS-10x35	0,90
M 12 x 35	MS-12x35	1,50
M 12 x 40	MS-12x40	1,50
M 12 x 45	MS-12x45	1,50
M 14 x 50	MS-14x50	10,40
M 16 x 45	MS-16x45	3,90
M 16 x 55	MS-16x55	3,90
M 20 x 65	MS-20x65	9,00



Torsionsfrei

Torsion-free

Schlauch Hose DN	DN Bore in.	Ca. Maße Approx. Dimensions			Bestellzeichen Order-Code	Brutto-Preis Gross-Price Euro (€)
		D1	D2	C		
06	1/4"	15	10	4,0	STN-15-DN 06	13,80
10	3/8"	20	14	7,0	STN-20-DN 10	16,80
12	1/2"	24	18	9,5	STN-24-DN 12	18,40
16	5/8"	26	21	12,5	STN-26-DN 16	22,95
19	3/4"	29	24	14,5	STN-29-DN 19	26,10
25	1"	39	31	20,0	STN-39-DN 25	36,50

ORFS-AUSSENGEWINDE-NIPPEL

ORFS-MALE NIPPLES



EDELSTAHL / STAINLESS STEEL
VERBINDUNGSTECHNIK
FLUID CONNECTORS



Flachdichtend mit O-Ring Dichtung - NBR

Flat sealing with O-ring Seal - NBR

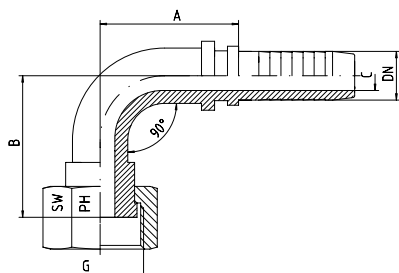
Schlauch Hose DN	DN Bore in.	Gewinde Thread G	Ca. Maße Approx. Dimensions			O-Ring O-ring	Bestellzeichen Order-Code	Brutto-Preis Gross-Price Euro (€)
			A	C	SW			
06	1/4"	9/16"-18	24,0	4,0	17	7,65 x 1,78	MORFS-9/16"-DN 06	19,70
10	3/8"	11/16"-16	26,0	6,5	19	9,25 x 1,78	MORFS-11/16"-DN 10	23,10
12	1/2"	13/16"-16	28,0	9,5	22	12,42 x 1,78	MORFS-13/16"-DN 12	26,20
16	5/8"	1"-14	34,5	12,5	27	15,60 x 1,78	MORFS-1"-DN 16	37,95
19	3/4"	1. 3/16"-12	38,0	14,5	32	18,77 x 1,78	MORFS-1. 3/16"-DN 19	39,90
25	1"	1. 7/16"-12	39,7	20,0	41	23,52 x 1,78	MORFS-1. 7/16"-DN 25	55,20
31	1 1/4"	1. 11/16"-12	42,5	25,5	46	29,87 x 1,78	MORFS-1. 11/16"-DN 31	94,60
38	1 1/2"	2"-12	46,5	31,5	55	37,82 x 1,78	MORFS-2"-DN 38	119,00



FORFS - Gerade
Flachdichtend mit Überwurfmutter

FORFS - Straight
Flat sealing with Nut

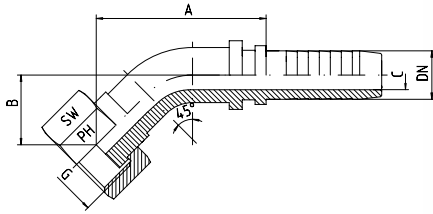
Schlauch Hose DN	DN Bore in.	Gewinde Thread G	Ca. Maße Approx. Dimensions			Bestellzeichen Order-Code	Brutto-Preis Gross-Price Euro (€)
			A	C	SW		
06	1/4"	9/16"-18	27,0	4,0	19	FORFS-9/16"-DN 06	17,10
06	1/4"	11/16"-16	27,0	4,0	22	FORFS-11/16"-DN 06	20,10
08	5/16"	11/16"-16	29,5	5,5	22	FORFS-11/16"-DN 08	20,10
10	3/8"	11/16"-16	29,5	7,0	22	FORFS-11/16"-DN 10	20,10
10	3/8"	13/16"-16	29,5	7,0	24	FORFS-13/16"-DN 10	22,75
12	1/2"	13/16"-16	29,5	9,5	24	FORFS-13/16"-DN 12	22,75
12	1/2"	1"-14	34,5	9,5	30	FORFS-1"-DN 12	27,50
16	5/8"	1"-14	34,0	12,5	30	FORFS-1"-DN 16	33,00
19	3/4"	1"-14	36,0	11,5	30	FORFS-1"-DN 19	39,30
12	1/2"	1.3/16"-12	35,0	9,5	36	FORFS-1.3/16"-DN 12	33,00
16	5/8"	1.3/16"-12	33,0	12,5	36	FORFS-1.3/16"-DN 16	33,80
19	3/4"	1.3/16"-12	37,0	14,5	36	FORFS-1.3/16"-DN 19	33,00
19	3/4"	1.7/16"-23	40,0	14,5	41	FORFS-1.7/16"-DN 19	69,00
25	1"	1.7/16"-12	39,5	20,0	41	FORFS-1.7/16"-DN 25	48,00
31	1 1/4"	1.11/16"-12	38,0	25,5	50	FORFS-1.11/16"-DN 31	82,20
38	1 1/2"	2"-12	39,0	31,5	60	FORFS-2"-DN 38	100,30



FORFS - 90° Bogen
Flachdichtend mit Überwurfmutter

FORFS - 90°-Elbow
Flat sealing with Nut

Schlauch Hose DN	DN Bore in.	Gewinde Thread G	Ca. Maße Approx. Dimensions				Bestellzeichen Order-Code	Brutto-Preis Gross-Price Euro (€)
			A	B	C	SW		
06	1/4"	9/16"-18	30,0	28,0	4,0	19	FORFS-9/16"-90°-DN 06	41,40
06	1/4"	11/16"-16	30,0	30,0	4,0	22	FORFS-11/16"-90°-DN 06	52,50
08	5/16"	11/16"-16				22	FORFS-11/16"-90°-DN 08	52,50
10	3/8"	11/16"-16	35,0	31,0	7,0	22	FORFS-11/16"-90°-DN 10	49,50
10	3/8"	13/16"-16				24	FORFS-13/16"-90°-DN 10	54,50
12	1/2"	13/16"-16	44,0	36,5	9,5	24	FORFS-13/16"-90°-DN 12	53,00
12	1/2"	1"-14				30	FORFS-1"-90°-DN 12	120,00
16	5/8"	1"-14	56,0	49,0	12,5	30	FORFS-1"-90°-DN 16	73,00
19	3/4"	1"-14				30	FORFS-1"-90°-DN 19	120,00
12	1/2"	1.3/16"-12				36	FORFS-1.3/16"-90°-DN 12	*
16	5/8"	1.3/16"-12				36	FORFS-1.3/16"-90°-DN 16	*
19	3/4"	1.3/16"-12	74,0	52,5	14,5	36	FORFS-1.3/16"-90°-DN 19	90,00
19	3/4"	1.7/16"-23				41	FORFS-1.7/16"-90°-DN 19	137,00
25	1"	1.7/16"-12	83,5	66,0	20,0	41	FORFS-1.7/16"-90°-DN 25	133,00
31	1 1/4"	1.11/16"-12	86,5	79,0	25,0	50	FORFS-1.11/16"-90°-DN 31	180,00
38	1 1/2"	2"-12	104,0	97,0	31,0	60	FORFS-2"-90°-DN 38	500,00



FORFS - 45°-Bogen
Flachdichtend mit Überwurfmutter

FORFS - 45°-Elbow
Flat sealing with Nut

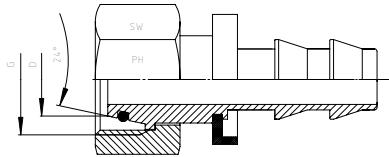
Schlauch Hose DN	DN Bore in.	Gewinde Thread G	Ca. Maße Approx. Dimensions				Bestellzeichen Order-Code	Brutto-Preis Gross-Price Euro (€)
			A	B	C	SW		
06	1/4"	9/16"-18	38,0	15,5	4,0	19	FORFS-9/16"-45°-DN 06	41,40
06	1/4"	11/16"-16				22	FORFS-11/16"-45°-DN 06	52,50
08	5/16"	11/16"-16				22	FORFS-11/16"-45°-DN 08	52,50
10	3/8"	11/16"-16	40,5	15,0	7,0	22	FORFS-11/16"-45°-DN 10	49,50
10	3/8"	13/16"-16				24	FORFS-13/16"-45°-DN 10	54,50
12	1/2"	13/16"-16	52,5	17,5	9,5	24	FORFS-13/16"-45°-DN 12	53,00
12	1/2"	1"-14				30	FORFS-1"-45°-DN 12	*
16	5/8"	1"-14	59,0	24,0	12,5	30	FORFS-1"-45°-DN 16	73,00
19	3/4"	1"-14				30	FORFS-1"-45°-DN 19	120,00
12	1/2"	1. 3/16"-12				36	FORFS-1. 3/16"-45°-DN 12	*
16	5/8"	1. 3/16"-12				36	FORFS-1. 3/16"-45°-DN 16	*
19	3/4"	1. 3/16"-12	76,5	25,5	14,5	36	FORFS-1. 3/16"-45°-DN 19	90,00
19	3/4"	1. 7/16"-23				41	FORFS-1. 7/16"-45°-DN 19	*
25	1"	1. 7/16"-12				41	FORFS-1. 7/16"-45°-DN 25	133,00
31	1 1/4"	1. 11/16"-12				50	FORFS-1. 11/16"-45°-DN 31	180,00
38	1 1/2"	2"-12	108,0	42,0	31,0	60	FORFS-2"-45°-DN 38	500,00

PUSH-LOCK NIPPEL - PL - DICHTKEGEL MIT O-RING

PUSH-LOCK INSERTS - PL -
TAPERED NIPPLES WITH O-RING



EDELSTAHL / STAINLESS STEEL
VERBINDUNGSTECHNIK
FLUID CONNECTORS



Einsteck-DKOL-Nippel für Steckschlauch
Für Gegenanschluss mit 24°-Konus und Schneidring-
verschraubungen

DIN 2353 / DIN EN ISO 8434-1

Leichte Reihe = DKOL - Gerade

O-Ring = NBR

Auf Anfrage: Viton

Push-Lock-DKOL-Nipples for Push-on-Hose

For Fittings with 24°-Cone and Solderless Connectors

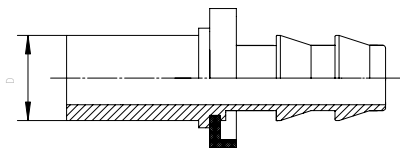
DIN 2353 / DIN EN ISO 8434-1

Light Series = DKOL - Straight

O-ring = NBR

On Request: Viton

Schlauch Hose DN	DN Bore in.	Gewinde Thread G	Rohr A.D. Tube O.D. D	Ca. Maße Approx. Dimensions			Bestellzeichen Order-Code	Brutto-Preis Gross-Price Euro (€)
				A	C	SW		
06	1/4"	M 12 x 1,5	6	21	3,7	14	PL-DKOL-06-DN 06	*
06	1/4"	M 14 x 1,5	8	17	4,5	17	PL-DKOL-08-DN 06	*
10	3/8"	M 16 x 1,5	10	17	7,0	19	PL-DKOL-10-DN 10	*
10	3/8"	M 18 x 1,5	12	17	7,5	22	PL-DKOL-12-DN 10	*
12	1/2"	M 22 x 1,5	15	18	10,0	27	PL-DKOL-15-DN 12	*
16	5/8"	M 26 x 1,5	18	19	13,5	32	PL-DKOL-18-DN 16	*
19	3/4"	M 30 x 2	22	21	15,5	36	PL-DKOL-22-DN 19	*
25	1"	M 36 x 2	28	23	21,0	41	PL-DKOL-28-DN 25	*



Einsteck-BEL-Nippel für Steckschlauch
Leichte Reihe = BEL - Gerade

*Push-Lock-BEL-Nipples for Push-on-Hose
Light Series = BEL - Straight*

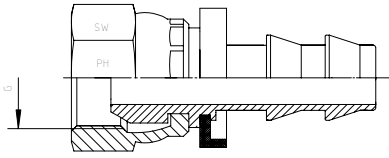
Schlauch Hose DN	DN Bore in.	Rohr A.D. Tube O.D. D	Ca. Maße Approx. Dimensions			Bestellzeichen Order-Code	Brutto-Preis Gross-Price Euro (€)
			A	C	L		
06	1/4"	6			20,0	PL-BEL-06-DN 06	*
06	1/4"	8			22,0	PL-BEL-08-DN 06	*
10	3/8"	10			23,0	PL-BEL-10-DN 10	*
10	3/8"	12			25,0	PL-BEL-12-DN 10	*
12	1/2"	15			28,0	PL-BEL-15-DN 12	*
16	5/8"	18			27,0	PL-BEL-18-DN 16	*
19	3/4"	22			27,0	PL-BEL-22-DN 19	*
25	1"	28			30,0	PL-BEL-28-DN 25	*

PUSH-LOCK NIPPEL - PL - DICHTKEGEL

PUSH-LOCK INSERTS - PL -
TAPERED NIPPLES



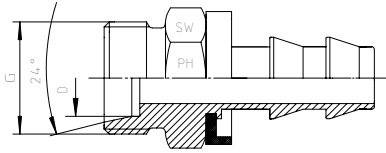
EDELSTAHL / STAINLESS STEEL
VERBINDUNGSTECHNIK
FLUID CONNECTORS



Einsteck-DKR-Nippel für Steckschlauch
Mit BSP Überwurfmutter
Für Gegenanschluss mit 60°-Konus
DKR - Gerade

*Push-Lock-DKR-Nipples for Push-on-Hose
With BSP Union Nut
For Connectors with 60°-Cone
DKR - Straight*

Schlauch Hose DN	DN Bore in.	Gewinde Thread G	Ca. Maße Approx. Dimensions			Bestellzeichen Order-Code	Brutto-Preis Gross-Price Euro (€)
			A	C	SW		
06	1/4"	1/4"-19			17	PL-DKR-1/4"-DN 06	*
10	3/8"	3/8"-19			19	PL-DKR-3/8"-DN 10	*
12	1/2"	1/2"-14			27	PL-DKR-1/2"-DN 12	*
19	3/4"	3/4"-14			32	PL-DKR-3/4"-DN 19	*
25	1"	1"-11			41	PL-DKR-1"-DN 25	*



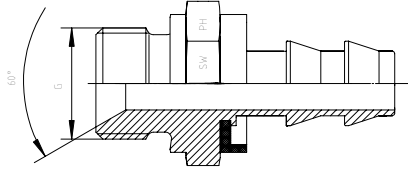
Einsteck-CEL-Nippel für Steckschlauch
Mit 24°-Konus für Schneidringverschraubungen
DIN 2353 / DIN EN ISO 8434-1
Leichte Reihe = CEL

*Push-Lock-CEL-Nipples for Push-on-Hose
For Compression Couplings
DIN 2353 / DIN EN ISO 8434-1 with 24°-Cone
Light Series = CEL*

Schlauch Hose DN	DN Bore in.	Gewinde Thread G	Rohr A.D. Tube O.D. D	Ca. Maße Approx. Dimensions			Bestellzeichen Order-Code	Brutto-Preis Gross-Price Euro (€)
				A	C	SW		
06	1/4"	M 12 x 1,5	6			14	PL-CEL-06-DN 06	*
06	1/4"	M 14 x 1,5	8			14	PL-CEL-08-DN 06	*
10	3/8"	M 16 x 1,5	10			17	PL-CEL-10-DN 10	*
10	3/8"	M 18 x 1,5	12			19	PL-CEL-12-DN 10	*
12	1/2"	M 22 x 1,5	15			22	PL-CEL-15-DN 12	*
16	5/8"	M 26 x 1,5	18			27	PL-CEL-18-DN 16	*
19	3/4"	M 30 x 2	22			30	PL-CEL-22-DN 19	*
25	1"	M 36 x 2	28			36	PL-CEL-28-DN 25	*

PUSH-LOCK NIPPEL - PL - AUSSENGEWINDE-NIPPEL

PUSH-LOCK INSERTS - PL -
MALE NIPPLES



Einsteck-Aussengewinde-Nippel für Steckschlauch
PL-AGR mit 60°-Innenkonus und andgedrehter
Dichtkante Form B
Gewinde: BSP - Zylindrisch

*Push-Lock-Male-Nipples for Push-on-Hose
PL-AGR with 60°-Cone and Sealing Shoulder Form B
Thread: BSP - Parallel*

Schlauch Hose DN	DN Bore in.	Gewinde Thread G	Ca. Maße Approx. Dimensions				Bestellzeichen Order-Code	Brutto-Preis Gross-Price Euro (€)
			A	C	L	SW		
06	1/4"	1/8"-28		5,0		14	PL-AGR-1/8"-DN 06	*
06	1/4"	1/4"-19		5,0		19	PL-AGR-1/4"-DN 06	*
10	3/8"	1/4"-19	21	7,5	44,0	19	PL-AGR-1/4"-DN 10	*
10	3/8"	3/8"-19	23	7,5	45,0	22	PL-AGR-3/8"-DN 10	*
12	1/2"	1/2"-14	27	10,0	53,0	27	PL-AGR-1/2"-DN 12	*
16	5/8"	1/2"-14	25	13,0	62,0	27	PL-AGR-1/2"-DN 16	*
19	3/4"	3/4"-14	28	16,0	65,0	32	PL-AGR-3/4"-DN 19	*
25	1"	1"-11	35	21,0	71,5	41	PL-AGR-1"-DN 25	*



EDELSTAHL / STAINLESS STEEL
VERBINDUNGSTECHNIK
FLUID CONNECTORS











Schlaucharmaturen mit Ausreissicherung – Interlock Serie

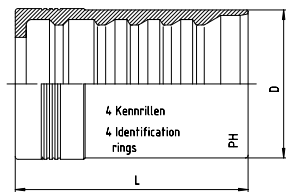
Hose Couplings with Wire Trap Area – Interlock Series





SCHLAUCHARMATUREN MIT AUSREISSSICHERUNG - INTERLOCK SERIE HOSE COUPLINGS WITH WIRE TRAP AREA - INTERLOCK SERIES

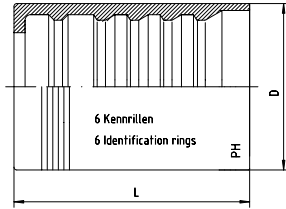
	Produktgruppen	Product Groups	Seite Page
	Interlock-Fassungen - Fassungen - P4-I - Fassungen - P6-I - Fassungen - P7-I	Interlock-Ferrules - Ferrules - P4-I - Ferrules - P6-I - Ferrules - P7-I	3.2 3.3 3.4
	Interlock-Armaturen - SFL + SFS - Flansch - Gerade - 45°-Bogen - 90°-Bogen	Interlock-Fittings - SFL + SFS - Flange - Straight - 45°-Elbow - 90°-Elbow	3.5 3.6 3.7
	Interlock-Armaturen - DKOL - Gerade - 45°-Bogen - 90°-Bogen	Interlock-Fittings - DKOL - Straight - 45°-Elbow - 90°-Elbow	3.8 3.9 3.10
	Interlock-Armaturen - DKOS - Gerade - 45°-Bogen - 90°-Bogen	Interlock-Fittings - DKOS - Straight - 45°-Elbow - 90°-Elbow	3.11 3.12 3.13
	Interlock-Armaturen - JIC-37° - Nippel - Gerade - 45°-Bogen - 90°-Bogen	Interlock-Fittings - JIC-37° - Nipples - Straight - 45°-Elbow - 90°-Elbow	3.14 3.15 3.16
	Interlock-Armaturen - DKOR - 60°-Nippel - Gerade - 45°-Bogen - 90°-Bogen	Interlock-Fittings - DKOR - 60°-Nipples - Straight - 45°-Elbow - 90°-Elbow	3.17 3.18 3.19
	Interlock-Armaturen - CES - Nippel - 24°-Konus	Interlock-Fittings - CES - Male Nipples - 24°-Cone	3.20
	Interlock-Außengewinde-Nippel - AGR - 60°-Konus	Interlock-Male Nipples - AGR - 60°-Cone	3.21
	Interlock-Armaturen - JIC-Außengewinde-Nippel - 74°-Konus	Interlock-Fittings - JIC-Male Nipples - 74°-Cone	3.22
	Interlock-NPT-Außengewinde - AGN-Nippel	Interlock-NPT-Male - AGN-Nipples	3.23



Mit Ausreißsicherung - Schwere Reihe
Interlock Serie
Außen und innen schälen
Zu verwenden für Nippel Rubrik 3.5-3.23

With Wire Trap Area - Heavy Series
Interlock Series
External and internal skive
To use for Nipples Category 3.5-3.23

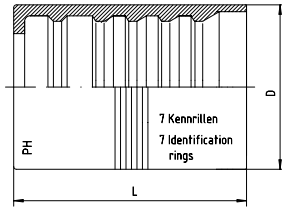
Schlauch Hose DN	DN Bore in.	D	L	Für Schlauchtyp For Hose Type	Bestellzeichen Order-Code	Brutto-Preis Gross-Price Euro (€)
19	3/4"	38	56	4 SP + 4 SH	P4-I-DN 19	21,00
25	1"	46	75	4 SP + 4 SH + R12	P4-I-DN 25	26,85
31	1 1/4"	55	85	4 SH	P4-I-DN 31	37,80
38	1 1/2"	64	100	4 SH	P4-I-DN 38	57,20
51	2"	78	103	4 SH	P4-I-DN 51	92,30



Mit Ausreißsicherung - Schwere Reihe
Interlock Serie
 Außen und innen schälen
 Zu verwenden für Nippel Rubrik 3.5-3.23

With Wire Trap Area - Heavy Series
Interlock Series
External and internal skive
To use for Nipples Category 3.5-3.23

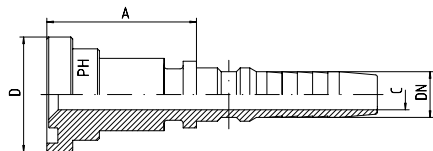
Schlauch Hose DN	DN Bore in.	D	L	Für Schlauchtyp For Hose Type	Bestellzeichen Order-Code	Brutto-Preis Gross-Price Euro (€)
19	3/4"	38,0	56	R13	P6-I-DN 19	25,20
25	1"	46,0	75	R13	P6-I-DN 25	32,22
31	1 1/4"	60,0	85	R13	P6-I-DN 31	49,15
38	1 1/2"	70,0	100	R13	P6-I-DN 38	74,35
51	2"	84,5	103	R13	P6-I-DN 51	119,99



Mit Ausreißsicherung - Schwere Reihe
Interlock Serie
Außen und innen schälen
Zu verwenden für Nippel Rubrik 3.5-3.23

*With Wire Trap Area - Heavy Series
Interlock Series
External and internal skive
To use for Nipples Category 3.5-3.23*

Schlauch Hose DN	DN Bore in.	D	L	Für Schlauchtyp For Hose Type	Bestellzeichen Order-Code	Brutto-Preis Gross-Price Euro (€)
19	3/4"	38	56	R15	P7-I-DN 19	35,20
25	1"	46	75	R15	P7-I-DN 25	55,90
31	1 1/4"	60	85	R15	P7-I-DN 31	84,20
38	1 1/2"	70	100	R15	P7-I-DN 38	135,10

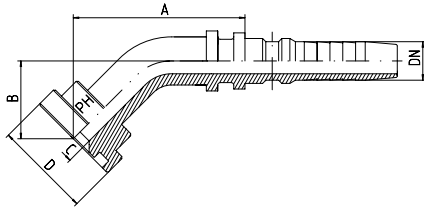


Mit Ausreißsicherung - Schwere Reihe
Interlock Serie
SAE-ISO-Flansch
SFL 3 = 3000 P.S.I. - Gerade
SFS 6 = 6000 P.S.I. - Gerade
Andere Größen auf Anfrage!

With Wire Trap Area - Heavy Series
Interlock Series
SAE-ISO-Flange
SFL 3 = 3000 P.S.I. - Straight
SFS 6 = 6000 P.S.I. - Straight
Other sizes on request!

Schlauch Hose DN	DN Bore in.	Flanschgröße Flange Dimensions		Ca. Maße Approx. Dimensions			Bestellzeichen Order-Code	Brutto-Preis Gross-Price Euro (€)
		D	in.	A		C		
19	3/4"	38,1	3/4"	41,0		14,5	I-SFL3-3/4"-DN 19	52,50
19	3/4"	44,5	1"	44,5		14,5	I-SFL3-1"-DN 19	63,10
25	1"	44,5	1"	52,5		20,0	I-SFL3-1"-DN 25	61,00
25	1"	50,8	1 1/4"	53,0		20,0	I-SFL3-1 1/4"-DN 25	92,60
31	1 1/4"	50,8	1 1/4"	53,0		25,0	I-SFL3-1 1/4"-DN 31	88,80
31	1 1/4"	60,3	1 1/2"	50,5		25,0	I-SFL3-1 1/2"-DN 31	129,50
38	1 1/2"	60,3	1 1/2"	77,5		31,5	I-SFL3-1 1/2"-DN 38	108,90
38	1 1/2"	71,4	2"	72,0		31,5	I-SFL3-2"-DN 38	205,00
51	2"	71,4	2"	72,0		42,0	I-SFL3-2"-DN 51	195,00

Schlauch Hose DN	DN Bore in.	Flanschgröße Flange Dimensions		Ca. Maße Approx. Dimensions			Bestellzeichen Order-Code	Brutto-Preis Gross-Price Euro (€)
		D	in.	A		C		
19	3/4"	41,3	3/4"	52,0		14,5	I-SFS6-3/4"-DN 19	44,50
25	1"	41,3	3/4"	47,5		20,0	I-SFS6-3/4"-DN 25	79,90
19	3/4"	47,6	1"	44,5		14,5	I-SFS6-1"-DN 19	65,40
25	1"	47,6	1"	64,0		20,0	I-SFS6-1"-DN 25	58,00
31	1 1/4"	47,6	1"	60,0		20,0	I-SFS6-1"-DN 31	298,00
25	1"	54,0	1 1/4"	54,5		20,0	I-SFS6-1 1/4"-DN 25	98,10
31	1 1/4"	54,0	1 1/4"	75,0		25,0	I-SFS6-1 1/4"-DN 31	85,00
38	1 1/2"	54,0	1 1/4"	105,0		25,0	I-SFS6-1 1/4"-DN 38	299,00
31	1 1/4"	63,5	1 1/2"	75,5		25,0	I-SFS6-1 1/2"-DN 31	136,00
38	1 1/2"	63,5	1 1/2"	103,0		31,5	I-SFS6-1 1/2"-DN 38	121,00
38	1 1/2"	79,4	2"	75,0		31,5	I-SFS6-2"-DN 38	229,50
51	2"	79,4	2"	85,0		42,0	I-SFS6-2"-DN 51	195,00

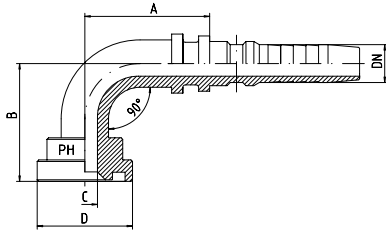


Mit Ausreißsicherung - Schwere Reihe
Interlock Serie
SAE-ISO-Flansch
SFL 3 = 3000 P.S.I. - 45°-Bogen
SFS 6 = 6000 P.S.I. - 45°-Bogen
Andere Größen auf Anfrage!

With Wire Trap Area - Heavy Series
Interlock Series
SAE-ISO-Flange
SFL 3 = 3000 P.S.I. - 45°-Elbow
SFS 6 = 6000 P.S.I. - 45°-Elbow
Other sizes on request!

Schlauch Hose DN	DN Bore in.	Flanschgröße Flange Dimensions		Ca. Maße Approx. Dimensions			Bestellzeichen Order-Code	Brutto-Preis Gross-Price Euro (€)
		D	in.	A	B	C		
19	3/4"	38,1	3/4"	87,0	38,0	14,5	I-SFL3-3/4"-45°-DN 19	85,00
19	3/4"	44,5	1"	89,0	39,5	14,5	I-SFL3-1"-45°-DN 19	105,00
25	1"	44,5	1"	92,0	39,0	20,0	I-SFL3-1"-45°-DN 25	98,00
25	1"	50,8	1 1/4"	117,0	44,0	20,0	I-SFL3-1 1/4"-45°-DN 25	180,00
31	1 1/4"	50,8	1 1/4"	110,0	45,0	25,0	I-SFL3-1 1/4"-45°-DN 31	170,00
31	1 1/4"	60,3	1 1/2"	137,0	46,0	25,0	I-SFL3-1 1/2"-45°-DN 31	235,00
38	1 1/2"	60,3	1 1/2"	133,0	49,0	31,0	I-SFL3-1 1/2"-45°-DN 38	215,50
38	1 1/2"	71,4	2"	141,5	60,0	31,0	I-SFL3-2"-45°-DN 38	430,00
51	2"	71,4	2"	155,0	65,0	41,0	I-SFL3-2"-45°-DN 51	410,00

Schlauch Hose DN	DN Bore in.	Flanschgröße Flange Dimensions		Ca. Maße Approx. Dimensions			Bestellzeichen Order-Code	Brutto-Preis Gross-Price Euro (€)
		D	in.	A	B	C		
19	3/4"	41,3	3/4"	86,0	34,0	14,5	I-SFS6-3/4"-45°-DN 19	85,00
25	1"	41,3	3/4"	89,5	41,0	19,0	I-SFS6-3/4"-45°-DN 25	174,50
19	3/4"	47,6	1"	90,0	40,0	14,5	I-SFS6-1"-45°-DN 19	115,00
25	1"	47,6	1"	92,0	40,0	20,0	I-SFS6-1"-45°-DN 25	98,00
25	1"	54,0	1 1/4"	120,0	44,0	20,0	I-SFS6-1 1/4"-45°-DN 25	180,00
31	1 1/4"	54,0	1 1/4"	110,0	46,0	25,0	I-SFS6-1 1/4"-45°-DN 31	170,00
31	1 1/4"	63,5	1 1/2"	137,0	48,0	25,0	I-SFS6-1 1/2"-45°-DN 31	235,00
38	1 1/2"	63,5	1 1/2"	133,0	48,0	31,0	I-SFS6-1 1/2"-45°-DN 38	215,50
38	1 1/2"	79,4	2"	143,0	65,0	31,0	I-SFS6-2"-45°-DN 38	430,00
51	2"	79,4	2"	155,0	65,0	41,0	I-SFS6-2"-45°-DN 51	410,00

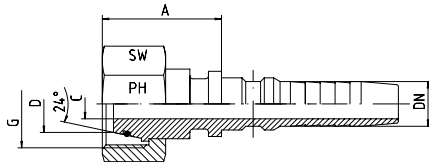


Mit Ausreißsicherung - Schwere Reihe
Interlock Serie
SAE-ISO-Flansch
SFL 3 = 3000 P.S.I. - 90°-Bogen
SFS 6 = 6000 P.S.I. - 90°-Bogen
Andere Größen auf Anfrage!

With Wire Trap Area - Heavy Series
Interlock Series
SAE-ISO-Flange
SFL 3 = 3000 P.S.I. - 90°-Elbow
SFS 6 = 6000 P.S.I. - 90°-Elbow
Other sizes on request!

Schlauch Hose DN	DN Bore in.	Flanschgröße Flange Dimensions		Ca. Maße Approx. Dimensions			Bestellzeichen Order-Code	Brutto-Preis Gross-Price Euro (€)
		D	in.	A	B	C		
19	3/4"	38,1	3/4"	78,0	70,0	14,5	I-SFL3-3/4"-90°-DN 19	85,00
19	3/4"	44,5	1"	77,0	71,0	14,5	I-SFL3-1"-90°-DN 19	105,00
25	1"	44,5	1"	82,0	75,0	20,0	I-SFL3-1"-90°-DN 25	98,00
25	1"	50,8	1 1/4"	105,0	88,0	20,0	I-SFL3-1 1/4"-90°-DN 25	180,00
31	1 1/4"	50,8	1 1/4"	102,0	91,5	25,0	I-SFL3-1 1/4"-90°-DN 31	170,00
31	1 1/4"	60,3	1 1/2"	123,0	95,0	25,0	I-SFL3-1 1/2"-90°-DN 31	235,00
38	1 1/2"	60,3	1 1/2"	122,5	105,0	31,0	I-SFL3-1 1/2"-90°-DN 38	215,50
38	1 1/2"	71,4	2"	124,0	121,0	31,0	I-SFL3-2"-90°-DN 38	430,00
51	2"	71,4	2"	144,0	137,0	41,0	I-SFL3-2"-90°-DN 51	410,00

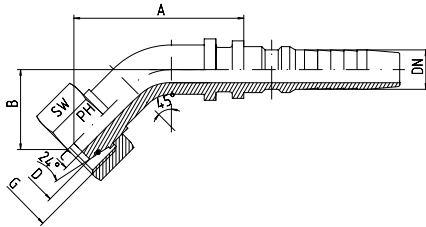
Schlauch Hose DN	DN Bore in.	Flanschgröße Flange Dimensions		Ca. Maße Approx. Dimensions			Bestellzeichen Order-Code	Brutto-Preis Gross-Price Euro (€)
		D	in.	A	B	C		
19	3/4"	41,3	3/4"	78,0	67,0	14,5	I-SFS6-3/4"-90°-DN 19	85,00
25	1"	41,3	3/4"	80,0	81,5	19,0	I-SFS6-3/4"-90°-DN 25	174,50
19	3/4"	47,6	1"	77,0	72,0	14,5	I-SFS6-1"-90°-DN 19	115,00
25	1"	47,6	1"	82,0	77,0	20,0	I-SFS6-1"-90°-DN 25	98,00
25	1"	54,0	1 1/4"	108,0	90,0	20,0	I-SFS6-1 1/4"-90°-DN 25	180,00
31	1 1/4"	54,0	1 1/4"	102,0	93,5	25,0	I-SFS6-1 1/4"-90°-DN 31	170,00
31	1 1/4"	63,5	1 1/2"	124,0	96,0	25,0	I-SFS6-1 1/2"-90°-DN 31	235,00
38	1 1/2"	63,5	1 1/2"	122,5	107,0	31,0	I-SFS6-1 1/2"-90°-DN 38	215,50
38	1 1/2"	79,4	2"	124,0	121,5	31,0	I-SFS6-2"-90°-DN 38	430,00
51	2"	79,4	2"	144,0	142,0	41,0	I-SFS6-2"-90°-DN 51	410,00



Mit Ausreißsicherung
Interlock Serie
DKOL - Gerade - 24°-Konus

With Wire Trap Area
Interlock Series
DKOL - Gerade - 24°-Cone

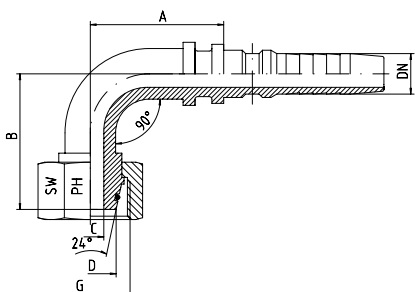
Schlauch Hose DN	DN Bore in.	Gewinde Thread G	Rohr A.D. Tube O.D. D	Ca. Maße Approx. Dimensions			Bestellzeichen Order-Code	Brutto-Preis Gross-Price Euro (€)
				A	C	SW		
19	3/4"	M 30 x 2	22	38,5	14,5	36	I-DKOL-22-DN 19	36,90
25	1"	M 36 x 2	28	38,0	20,0	41	I-DKOL-28-DN 25	54,50
31	1 1/4"	M 45 x 2	35	42,0	25,0	50	I-DKOL-35-DN 31	85,90
38	1 1/2"	M 52 x 2	42	41,0	31,5	60	I-DKOL-42-DN 38	141,50



Mit Ausreißsicherung
 Interlock Serie
 DKOL - 45°-Bogen - 24°-Konus

With Wire Trap Area
 Interlock Series
 DKOL - 45°-Elbow - 24°-Cone

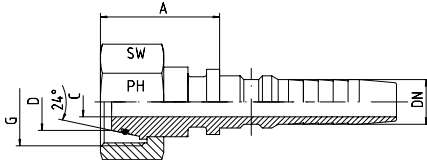
Schlauch Hose DN	DN Bore in.	Gewinde Thread G	Rohr A.D. Tube O.D. D	Ca. Maße Approx. Dimensions				Bestellzeichen Order-Code	Brutto-Preis Gross-Price Euro (€)
				A	B	C	SW		
19	3/4"	M 30 x 2	22	95	45	14,5	36	I-DKOL-22-45°-DN 19	81,30
25	1"	M 36 x 2	28	102	50	20,0	41	I-DKOL-28-45°-DN 25	94,90
31	1 1/4"	M 45 x 2	35	120	50	25,0	50	I-DKOL-35-45°-DN 31	145,00
38	1 1/2"	M 52 x 2	42	140	61	31,0	60	I-DKOL-42-45°-DN 38	199,90



Mit Ausreißsicherung
Interlock Serie
DKOL - 90°-Bogen - 24°-Konus

With Wire Trap Area
Interlock Series
DKOL - 90°-Elbow - 24°-Cone

Schlauch Hose DN	DN Bore in.	Gewinde Thread G	Rohr A.D. Tube O.D. D	Ca. Maße Approx. Dimensions				Bestellzeichen Order-Code	Brutto-Preis Gross-Price Euro (€)
				A	B	C	SW		
19	3/4"	M 30 x 2	22	78,5	80	14,5	36	I-DKOL-22-90°-DN 19	81,30
25	1"	M 36 x 2	28	87,0	92	20,0	41	I-DKOL-28-90°-DN 25	94,90
31	1 1/4"	M 45 x 2	35	103,0	98	25,0	50	I-DKOL-35-90°-DN 31	145,00
38	1 1/2"	M 52 x 2	42	124,0	117	31,0	60	I-DKOL-42-90°-DN 38	199,90



Mit Ausreißsicherung - Schwere Reihe
Interlock Serie
DKOS - Gerade - 24°-Konus

With Wire Trap Area - Heavy Series
Interlock Series
DKOS - Straight - 24°-Cone

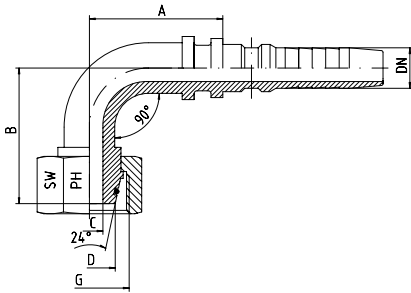
Schlauch Hose DN	DN Bore in.	Gewinde Thread G	Rohr A.D. Tube O.D. D	Ca. Maße Approx. Dimensions			Bestellzeichen Order-Code	Brutto-Preis Gross-Price Euro (€)
				A	C	SW		
19	3/4"	M 30 x 2	20	34,5	14,5	36	I-DKOS-20-DN 19	36,90
19	3/4"	M 36 x 2	25	41,0	14,5	46	I-DKOS-25-DN 19	34,30
25	1"	M 36 x 2	25	38,5	20,0	46	I-DKOS-25-DN 25	54,50
25	1"	M 42 x 2	30	43,5	20,0	50	I-DKOS-30-DN 25	52,50
31	1 1/4"	M 42 x 2	30	43,0	23,0	50	I-DKOS-30-DN 31	139,00
31	1 1/4"	M 52 x 2	38	48,5	25,0	60	I-DKOS-38-DN 31	81,00
38	1 1/2"	M 52 x 2	38	41,0	28,0	60	I-DKOS-38-DN 38	141,50
38	1 1/2"	M 68 x 2	50	51,5	31,5	80	I-DKOS-50-DN 38	175,00



Mit Ausreißsicherung - Schwere Reihe
Interlock Serie
DKOS - 45°-Bogen - 24°-Konus

With Wire Trap Area - Schwere Reihe
Interlock Series
DKOS - 45°-Elbow - 24°-Cone

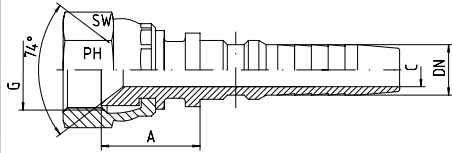
Schlauch Hose DN	DN Bore in.	Gewinde Thread G	Rohr A.D. Tube O.D. D	Ca. Maße Approx. Dimensions				Bestellzeichen Order-Code	Brutto-Preis Gross-Price Euro (€)
				A	B	C	SW		
19	3/4"	M 30 x 2	20	100	45	14,5	36	I-DKOS-20-45°-DN 19	73,90
19	3/4"	M 36 x 2	25	90	40	14,5	46	I-DKOS-25-45°-DN 19	71,00
25	1"	M 36 x 2	25	103	52	20,0	46	I-DKOS-25-45°-DN 25	94,90
25	1"	M 42 x 2	30	97	43	20,0	50	I-DKOS-30-45°-DN 25	96,50
31	1 1/4"	M 52 x 2	38	117	52	25,0	60	I-DKOS-38-45°-DN 31	145,00
38	1 1/2"	M 68 x 2	50	136	53	31,0	80	I-DKOS-50-45°-DN 38	399,00



Mit Ausreißsicherung - Schwere Reihe
Interlock Serie
DKOS - 90°-Bogen - 24°-Konus

With Wire Trap Area - Schwere Reihe
Interlock Series
DKOS - 90°-Elbow - 24°-Cone

Schlauch Hose DN	DN Bore in.	Gewinde Thread G	Rohr A.D. Tube O.D. D	Ca. Maße Approx. Dimensions				Bestellzeichen Order-Code	Brutto-Preis Gross-Price Euro (€)
				A	B	C	SW		
19	3/4"	M 30 x 2	20	78,5	83,0	14,5	36	I-DKOS-20-90°-DN 19	73,90
19	3/4"	M 36 x 2	25	75,0	76,0	14,5	46	I-DKOS-25-90°-DN 19	71,00
25	1"	M 36 x 2	25	84,0	95,5	20,0	46	I-DKOS-25-90°-DN 25	94,90
25	1"	M 42 x 2	30	84,0	83,0	20,0	50	I-DKOS-30-90°-DN 25	96,50
31	1 1/4"	M 52 x 2	38	103,0	101,0	25,0	60	I-DKOS-38-90°-DN 31	145,00
38	1 1/2"	M 68 x 2	50	125,0	111,0	31,0	80	I-DKOS-50-90°-DN 38	399,00



Mit Ausreißsicherung - Schwere Reihe
Interlock Serie
JIC-37° - Nippel für 74°-Konusaufnahme mit
Überwurfmutter - Gerade

With Wire Trap Area - Heavy Series
Interlock Series
JIC-37° - Female Nipples for Connectors with
74°-Cone - Straight

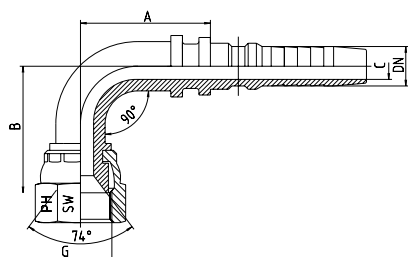
Schlauch Hose DN	DN Bore in.	Gewinde Thread G = UN	Ca. Maße Approx. Dimensions			Bestellzeichen Order-Code	Brutto-Preis Gross-Price Euro (€)
			A	C	SW		
19	3/4"	1 1/16"-12	35,0	14,5	32	I-DKJ-1 1/16"-DN 19	29,75
19	3/4"	1 5/16"-12	34,0	14,5	41	I-DKJ-1 5/16"-DN 19	51,95
25	1"	1 5/16"-12	34,0	20,0	41	I-DKJ-1 5/16"-DN 25	49,95
25	1"	1 5/8"-12	27,0	20,0	50	I-DKJ-1 5/8"-DN 25	94,50
31	1 1/4"	1 5/8"-12	37,0	25,0	50	I-DKJ-1 5/8"-DN 31	88,50
31	1 1/4"	1 7/8"-12	33,0	25,0	60	I-DKJ-1 7/8"-DN 31	128,50
38	1 1/2"	1 7/8"-12	41,5	31,5	60	I-DKJ-1 7/8"-DN 38	123,60
38	1 1/2"	2 1/2"-12				I-DKJ-2 1/2"-DN 38	225,00
51	2"	2 1/2"-12	67,5	42,0	70	I-DKJ-2 1/2"-DN 51	177,00



Mit Ausreißsicherung - Schwere Reihe
Interlock Serie
JIC-37° - Nippel für 74°-Konusaufnahme mit
Überwurfmutter - 45°-Bogen

With Wire Trap Area - Heavy Series
Interlock Series
JIC-37° - Female Nipples for Connectors with
74°-Cone - 45°-Elbow

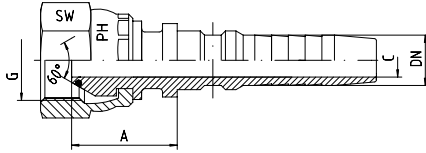
Schlauch Hose DN	DN Bore in.	Gewinde Thread G = UN	Ca. Maße Approx. Dimensions				Bestellzeichen Order-Code	Brutto-Preis Gross-Price Euro (€)
			A	B	C	SW		
19	3/4"	1 1/16"-12	93,0	37,5	14,5	32	I-DKJ-1 1/16"-45°-DN 19	82,50
19	3/4"	1 5/16"-12	93,0	43,5	14,5	41	I-DKJ-1 5/16"-45°-DN 19	93,50
25	1"	1 5/16"-12	101,0	47,0	20,0	41	I-DKJ-1 5/16"-45°-DN 25	112,00
25	1"	1 5/8"-12	123,0	51,0	20,0	50	I-DKJ-1 5/8"-45°-DN 25	185,00
31	1 1/4"	1 5/8"-12	116,5	49,0	25,0	50	I-DKJ-1 5/8"-45°-DN 31	166,50
31	1 1/4"	1 7/8"-12	146,0	52,0	25,0	60	I-DKJ-1 7/8"-45°-DN 31	269,90
38	1 1/2"	1 7/8"-12	130,0	50,0	31,0	60	I-DKJ-1 7/8"-45°-DN 38	249,90
38	1 1/2"	2 1/2"-12					I-DKJ-2 1/2"-45°-DN 38	475,00
51	2"	2 1/2"-12	166,5	78,0	41,0	70	I-DKJ-2 1/2"-45°-DN 51	399,90



Mit Ausreißsicherung - Schwere Reihe
Interlock Serie
JIC-37° - Nippel für 74°-Konusaufnahme mit
Überwurfmutter - 90°-Bogen

With Wire Trap Area - Heavy Series
Interlock Series
JIC-37° - Female Nipples for Connectors with
74°-Cone - 90°-Elbow

Schlauch Hose DN	DN Bore in.	Gewinde Thread G = UN	Ca. Maße Approx. Dimensions				Bestellzeichen Order-Code	Brutto-Preis Gross-Price Euro (€)
			A	B	C	SW		
19	3/4"	1 1/16"-12	79	72,0	14,5	32	I-DKJ-1 1/16"-90°-DN 19	82,50
19	3/4"	1 5/16"-12	78	79,0	14,5	41	I-DKJ-1 5/16"-90°-DN 19	93,50
25	1"	1 5/16"-12	85	86,0	20,0	41	I-DKJ-1 5/16"-90°-DN 25	112,00
25	1"	1 5/8"-12	107	93,0	20,0	50	I-DKJ-1 5/8"-90°-DN 25	185,00
31	1 1/4"	1 5/8"-12	103	96,0	25,0	50	I-DKJ-1 5/8"-90°-DN 31	166,50
31	1 1/4"	1 7/8"-12	125	98,0	25,0	60	I-DKJ-1 7/8"-90°-DN 31	269,90
38	1 1/2"	1 7/8"-12	122	107,0	31,0	60	I-DKJ-1 7/8"-90°-DN 38	249,90
38	1 1/2"	2 1/2"-12					I-DKJ-2 1/2"-90°-DN 38	475,00
51	2"	2 1/2"-12	145	151,5	41,0	70	I-DKJ-2 1/2"-90°-DN 51	399,90



Mit Ausreißsicherung - Schwere Reihe
Interlock Serie
DKOR - mit O-Ring und Überwurfmutter
BSP-Gewinde für Gegenanschluss mit 60°-Konus
- Gerade

With Wire Trap Area - Heavy Series
Interlock Series
DKOR - with O-ring and BSP Union Nut
For Connectors with 60°-Cone
- Straight

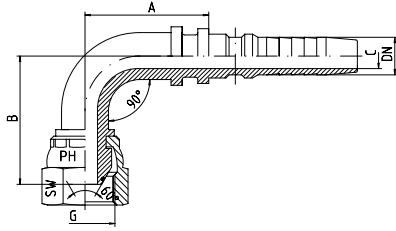
Schlauch Hose DN	DN Bore in.	Gewinde Thread G	Ca. Maße Approx. Dimensions			Bestellzeichen Order-Code	Brutto-Preis Gross-Price Euro (€)
			A	C	SW		
19	3/4"	3/4"-14	32	14,5	32	I-DKOR-3/4"-DN 19	29,75
25	1"	1"-11	39	20,0	41	I-DKOR-1"-DN 25	47,50
31	1 1/4"	1 1/4"-11	42	25,0	50	I-DKOR-1 1/4"-DN 31	77,50
38	1 1/2"	1 1/2"-11	40	31,5	60	I-DKOR-1 1/2"-DN 38	99,95
51	2"	2"-11	39	42,0	70	I-DKOR-2"-DN 51	187,50



Mit Ausreißsicherung - Schwere Reihe
Interlock Serie
DKOR - mit O-Ring und Überwurfmutter
BSP-Gewinde für Gegenanschluss mit 60°-Konus
- 45°-Bogen

With Wire Trap Area - Heavy Series
Interlock Series
DKOR - with O-ring and BSP Union Nut
For Connectors with 60°-Cone
- 45°-Elbow

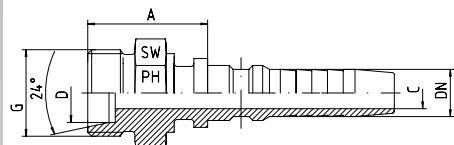
Schlauch Hose DN	DN Bore in.	Gewinde Thread G	Ca. Maße Approx. Dimensions				Bestellzeichen Order-Code	Brutto-Preis Gross-Price Euro (€)
			A	B	C	SW		
19	3/4"	3/4"-14	90	39	14,5	32	I-DKOR-3/4"-45°-DN 19	53,50
25	1"	1"-11	97	46	20,0	41	I-DKOR-1"-45°-DN 25	75,00
31	1 1/4"	1 1/4"-11	117	52	25,0	50	I-DKOR-1 1/4"-45°-DN 31	142,50
38	1 1/2"	1 1/2"-11	134	49	31,0	60	I-DKOR-1 1/2"-45°-DN 38	198,75
51	2"	2"-11	170	81	41,0	70	I-DKOR-2"-45°-DN 51	370,00



Mit Ausreißsicherung - Schwere Reihe
Interlock Serie
DKOR - mit O-Ring und Überwurfmutter
BSP-Gewinde für Gegenanschluss mit 60°-Konus
- 90°-Bogen

With Wire Trap Area - Heavy Series
Interlock Series
DKOR - with O-ring and BSP Union Nut
For Connectors with 60°-Cone
- 90°-Elbow

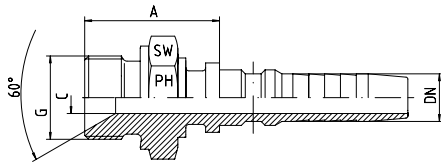
Schlauch Hose DN	DN Bore in.	Gewinde Thread G	Ca. Maße Approx. Dimensions				Bestellzeichen Order-Code	Brutto-Preis Gross-Price Euro (€)
			A	B	C	SW		
19	3/4"	3/4"-14	77	75	14,5	32	I-DKOR-3/4"-90°-DN 19	53,50
25	1"	1"-11	83	85	20,0	41	I-DKOR-1"-90°-DN 25	75,00
31	1 1/4"	1 1/4"-11	103	100	25,0	50	I-DKOR-1 1/4"-90°-DN 31	142,50
38	1 1/2"	1 1/2"-11	118	110	31,0	60	I-DKOR-1 1/2"-90°-DN 38	198,75
51	2"	2"-11	146	152	41,0	70	I-DKOR-2"-90°-DN 51	370,00



Mit Ausreißsicherung - Schwere Reihe
Interlock Serie
CES mit 24°-Konus für Schneidringverschraubung
DIN 2353 / DIN EN ISO 8434-1

With Wire Trap Area - Heavy Series
Interlock Series
CES with 24°-Cone for Compression Couplings
DIN 2353 / DIN EN ISO 8434-1

Schlauch Hose DN	DN Bore in.	Gewinde Thread G	Rohr A.D. Tube O.D. D	Ca. Maße Approx. Dimensions			Bestellzeichen Order-Code	Brutto-Preis Gross-Price Euro (€)
				A	C	SW		
19	3/4"	M 30 x 2	20	37,5	14,5	32	I-CES-20-DN 19	29,20
19	3/4"	M 36 x 2	25	36,0	14,5	36	I-CES-25-DN 19	35,00
25	1"	M 36 x 2	25	43,0	20,0	36	I-CES-25-DN 25	50,05
25	1"	M 42 x 2	30	40,0	20,0	46	I-CES-30-DN 25	50,05
31	1 1/4"	M 52 x 2	38	44,5	25,0	55	I-CES-38-DN 31	85,00



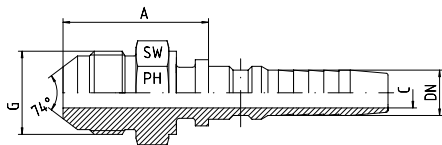
Mit 60°-Innenkonus und angedrehter Dichtkante
Form B

Gewinde: BSP - Zylindrisch

With 60°-Cone and Sealing Shoulder Form B

Thread: BSP - Parallel

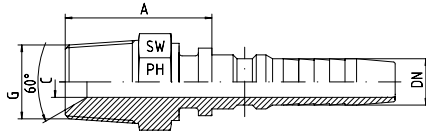
Schlauch Hose DN	DN Bore in.	Gewinde Thread G	Ca. Maße Approx. Dimensions			Bestellzeichen Order-Code	Brutto-Preis Gross-Price Euro (€)
			A	C	SW		
19	3/4"	3/4"-14	40,5	14,5	32	I-AGR-3/4"-DN 19	22,50
19	3/4"	1"-11	44,5	14,5	41	I-AGR-1"-DN 19	45,80
25	1"	1"-11	48,5	20,0	41	I-AGR-1"-DN 25	32,50
31	1 1/4"	1 1/4"-11	44,0	25,0	50	I-AGR-1 1/4"-DN 31	65,20
38	1 1/2"	1 1/2"-11	54,0	31,5	55	I-AGR-1 1/2"-DN 38	101,00
51	2"	2"-11	52,5	42,0	70	I-AGR-2"-DN 51	248,00



Mit Ausreißsicherung - Schwere Reihe
Interlock Serie
JIC-Außengewinde - 74°-Konus

*With Wire Trap Area - Heavy Series
Interlock Series
JIC-Male - 74°-Cone*

Schlauch Hose DN	DN Bore in.	Gewinde Thread G = UN	Ca. Maße Approx. Dimensions			Bestellzeichen Order-Code	Brutto-Preis Gross-Price Euro (€)
			A	C	SW		
19	3/4"	1 1/16"-12	48,5	14,5	30	I-AGJ-1 1/16"-DN 19	33,10
25	1"	1 5/16"-12	48,0	20,0	36	I-AGJ-1 5/16"-DN 25	57,00
31	1 1/4"	1 5/8"-12	48,0	25,0	46	I-AGJ-1 5/8"-DN 31	80,00
38	1 1/2"	1 7/8"-12	57,0	31,5	50	I-AGJ-1 7/8"-DN 38	111,00
51	2"	2 1/2"-12	60,0	42,0	65	I-AGJ-2 1/2"-DN 51	164,00



Mit 60°-Konusaufnahme
Interlock Serie

With 60°-Cone
Interlock Series

Schlauch Hose DN	DN Bore in.	Gewinde Thread G = NPT	Ca. Maße Approx. Dimensions			Bestellzeichen Order-Code	Brutto-Preis Gross-Price Euro (€)
			A	C	SW		
19	3/4"	3/4"-14	41,0	14,5	30	I-AGN-3/4"-DN 19	23,50
19	3/4"	1"-11,5		14,5	36	I-AGN-1"-DN 19	45,00
25	1"	1"-11,5	65,5	20,0	36	I-AGN-1"-DN 25	32,75
31	1 1/4"	1 1/4"-11,5	53,0	25,0	46	I-AGN-1 1/4"-DN 31	68,75
38	1 1/2"	1 1/2"-11,5	60,5	31,0	50	I-AGN-1 1/2"-DN 38	99,50
51	2"	2"-11,5	53,0	42,0	65	I-AGN-2"-DN 51	198,90













Schlaucharmaturen – Schraubausführung

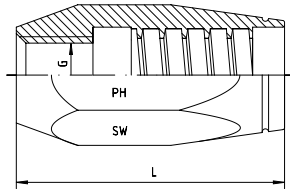
Screw-Hose Couplings





SCHLAUCHARMATUREN - SCHRAUBAUSFÜHRUNG SCREW-HOSE COUPLINGS

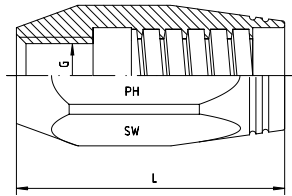
	Produktgruppen	Product Groups	Seite Page
	Schraubarmaturen - Fassungen - Fassungen - SR-P1 - Fassungen - SR-P2	<i>Reusable Fittings - Ferrules</i> - Ferrules - SR-P1 - Ferrules - SR-P2	4.2 4.3
	Schraubarmaturen - BEL + BES Nippel - Gerade - 45°-Bogen - 90°-Bogen	<i>Reusable Fittings - BEL + BES Nipples</i> - Straight - 45°-Elbow - 90°-Elbow	4.4 4.5 4.6
	Schraubarmaturen - DKR - Gerade - 45°-Bogen - 90°-Bogen	<i>Reusable Fittings - DKR</i> - Straight - 45°-Elbow - 90°-Elbow	4.7 4.8 4.9
	Schraubarmaturen - DKOL + DKOS - Gerade - 45°-Bogen - 90°-Bogen	<i>Reusable Fittings - DKOL + DKOS</i> - Straight - 45°-Elbow - 90°-Elbow	4.10 4.11 4.12
	Schraubarmaturen - CEL + CES - 24°-Konus-Nippel	<i>Reusable Fittings - CEL + CES - 24°-Cone Nipples</i>	4.13
	Schraubarmaturen - BSP-Außengewinde-Nippel - 60°-Konus	<i>Reusable Fittings</i> - BSP - Male Nipples - 60°-Cone	4.14
	Schraubarmaturen - AGRK-Nippel - AGN-Nippel	<i>Reusable Fittings</i> - BSP Taper Nipples - NPT Nipples	4.15 4.16
	JIC-37° - Schraubnippel	<i>JIC-37° - Reusable Fittings</i>	4.17



SR-P1 - nicht schälen
Zu verwenden für Nippel Rubrik 4.4-4.17

SR-P1 - non skive
To use for Nipples Category 4.4-4.17

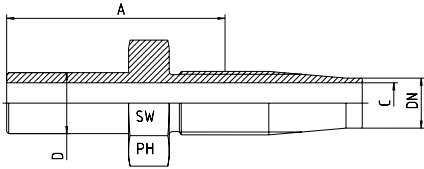
Schlauch Hose DN	DN Bore in.	Gewinde Thread G	L	SW	Für Schlauchtyp For Hose Type	Bestellzeichen Order-Code	Brutto-Preis Gross-Price Euro (€)
06	1/4"	7/16"-20 UNF	42,0	19	2 TE, 1 SN, R1AT, Compact 2 SC	SR-P1-DN 06	27,35
08	5/16"	1/2"-20 UNF	42,0	19	2 TE, 1 SN, R1AT, Compact 2 SC	SR-P1-DN 08	27,35
10	3/8"	9/16"-18 UNF	49,5	24	2 TE, 1 SN, R1AT, Compact 2 SC	SR-P1-DN 10	29,10
12	1/2"	5/8"-18 UNF	51,0	27	2 TE, 1 SN, R1AT, Compact 2 SC	SR-P1-DN 12	30,05
16	5/8"	3/4"-18 UNS	54,0	30	2 TE, 1 SN, R1AT, Compact 2 SC	SR-P1-DN 16	38,70
19	3/4"	7/8"-18 UNS	62,0	36	2 TE, 1 SN, R1AT, Compact 2 SC	SR-P1-DN 19	48,00
25	1"	1 3/16"-16 UN	74,0	41	2 TE, 1 SN, R1AT, Compact 2 SC	SR-P1-DN 25	59,25



SR-P2 - nicht schälen
Zu verwenden für Nippel Rubrik 4.4-4.17

SR-P2 - non skive
To use for Nipples Category 4.4-4.17

Schlauch Hose DN	DN Bore in.	Gewinde Thread G	L	SW	Für Schlauchtyp For Hose Type	Bestellzeichen Order-Code	Brutto-Preis Gross-Price Euro (€)
06	1/4"	7/16"-20 UNF	42,0	22	3 TE, 2 SN, R2AT	SR-P2-DN 06	27,85
08	5/16"	1/2"-20 UNF	42,0	22	3 TE, 2 SN, R2AT	SR-P2-DN 08	27,85
10	3/8"	9/16"-18 UNF	49,5	24	3 TE, 2 SN, R2AT	SR-P2-DN 10	29,10
12	1/2"	5/8"-18 UNF	51,0	27	3 TE, 2 SN, R2AT	SR-P2-DN 12	30,05
16	5/8"	3/4"-18 UNS	57,0	32	3 TE, 2 SN, R2AT	SR-P2-DN 16	40,15
19	3/4"	7/8"-18 UNS	62,0	36	3 TE, 2 SN, R2AT	SR-P2-DN 19	47,80
25	1"	1 3/16"-16 UN	74,0	46	3 TE, 2 SN, R2AT	SR-P2-DN 25	63,10

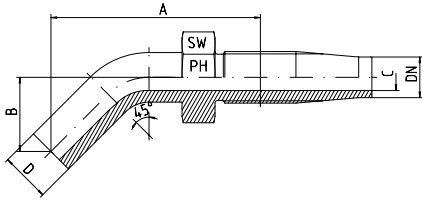


BEL - Nippel - Gerade
BES - Nippel - Gerade
Hinweise zur Montage:
Das Schlauchnippel-Gewinde unbedingt vor der Montage dick einölen oder einfetten. (Schmierstoffe Rubrik 12)

BEL - Nipples - Straight
BES - Nipples - Straight
Notes to the Assembly:
It is very important to lubricate the insert thread before screwing into the ferrule. (Lubricants Category 12)

Schlauch Hose DN	DN Bore in.	Rohr A.D. Tube O.D. D	Ca. Maße Approx. Dimensions			Bestellzeichen Order-Code	Brutto-Preis Gross-Price Euro (€)
			A	C	SW		
06	1/4"	6	41,0	4,0	12	SR-BEL-06-DN 06	15,95
06	1/4"	8	43,0	4,0	12	SR-BEL-08-DN 06	15,95
08	5/16"	10	48,0	6,0	14	SR-BEL-10-DN 08	16,60
10	3/8"	10	47,8	7,0	17	SR-BEL-10-DN 10	17,55
10	3/8"	12	47,8	7,5	17	SR-BEL-12-DN 10	17,55
12	1/2"	15	46,7	10,0	19	SR-BEL-15-DN 12	19,20
16	5/8"	18	49,5	13,0	22	SR-BEL-18-DN 16	24,00
19	3/4"	22	54,1	15,5	24	SR-BEL-22-DN 19	25,60
25	1"	28	59,1	21,5	36	SR-BEL-28-DN 25	38,60

Schlauch Hose DN	DN Bore in.	Rohr A.D. Tube O.D. D	Ca. Maße Approx. Dimensions			Bestellzeichen Order-Code	Brutto-Preis Gross-Price Euro (€)
			A	C	SW		
06	1/4"	6	41,0	4,0	12	SR-BES-06-DN 06	15,95
06	1/4"	8	43,0	4,0	12	SR-BES-08-DN 06	15,95
06	1/4"	10	45,0	4,0	12	SR-BES-10-DN 06	16,90
08	5/16"	12	47,8	6,0	14	SR-BES-12-DN 08	16,90
10	3/8"	14	50,8	7,5	17	SR-BES-14-DN 10	*
12	1/2"	16	52,1	10,0	19	SR-BES-16-DN 12	19,95
16	5/8"	20	59,5	13,0	22	SR-BES-20-DN 16	24,00
19	3/4"	25	66,0	15,5	27	SR-BES-25-DN 19	27,25
25	1"	30				SR-BES-30-DN 25	*



BEL - Nippel - 45°-Bogen
BES - Nippel - 45°-Bogen

Hinweise zur Montage:

Das Schlauchnippel-Gewinde unbedingt vor der Montage dick einölen oder einfetten. (Schmierstoffe Rubrik 12)

BEL - Nipples - 45°-Elbow

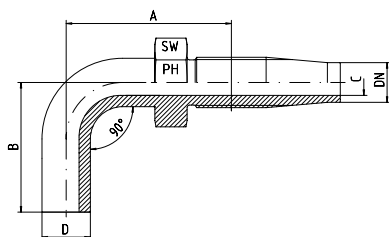
BES - Nipples - 45°-Elbow

Notes to the Assembly:

It is very important to lubricate the insert thread before screwing into the ferrule. (Lubricants Category 12)

Schlauch Hose DN	DN Bore in.	Rohr A.D. Tube O.D. D	Ca. Maße Approx. Dimensions				Bestellzeichen Order-Code	Brutto-Preis Gross-Price Euro (€)
			A	B	C	SW		
06	1/4"	6			4,0	12	SR-BEL-06-45°-DN 06	*
06	1/4"	8			4,0	12	SR-BEL-08-45°-DN 06	*
08	5/16"	10			6,0	14	SR-BEL-10-45°-DN 08	*
10	3/8"	12			7,5	17	SR-BEL-12-45°-DN 10	*
12	1/2"	15			10,0	19	SR-BEL-15-45°-DN 12	*
16	5/8"	18			13,0	22	SR-BEL-18-45°-DN 16	*
19	3/4"	22			15,5	24	SR-BEL-22-45°-DN 19	*
25	1"	28			21,5	36	SR-BEL-28-45°-DN 25	*

Schlauch Hose DN	DN Bore in.	Rohr A.D. Tube O.D. D	Ca. Maße Approx. Dimensions				Bestellzeichen Order-Code	Brutto-Preis Gross-Price Euro (€)
			A	B	C	SW		
06	1/4"	6			4,0	12	SR-BES-06-45°-DN 06	*
06	1/4"	8			4,0	12	SR-BES-08-45°-DN 06	*
06	1/4"	10			4,0	14	SR-BES-10-45°-DN 06	*
08	5/16"	12			6,0	17	SR-BES-12-45°-DN 08	*
10	3/8"	14			7,5	19	SR-BES-14-45°-DN 10	*
12	1/2"	16			10,0	22	SR-BES-16-45°-DN 12	*
16	5/8"	20			13,0	24	SR-BES-20-45°-DN 16	*
19	3/4"	25			15,5	30	SR-BES-25-45°-DN 19	*



BEL - Nippel - 90°-Bogen
BES - Nippel - 90°-Bogen

Hinweise zur Montage:

Das Schlauchnippel-Gewinde unbedingt vor der Montage dick einölen oder einfetten. (Schmierstoffe Rubrik 12)

BEL - Nipples - 90°-Elbow

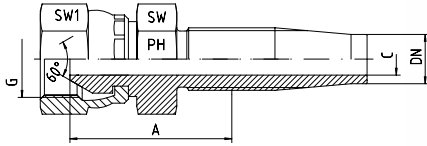
BES - Nipples - 90°-Elbow

Notes to the Assembly:

It is very important to lubricate the insert thread before screwing into the ferrule. (Lubricants Category 12)

Schlauch Hose DN	DN Bore in.	Rohr A.D. Tube O.D. D	Ca. Maße Approx. Dimensions				Bestellzeichen Order-Code	Brutto-Preis Gross-Price Euro (€)
			A	B	C	SW		
06	1/4"	6			4,0	12	SR-BEL-06-90°-DN 06	*
06	1/4"	8			4,0	12	SR-BEL-08-90°-DN 06	*
08	5/16"	10			6,0	14	SR-BEL-10-90°-DN 08	*
10	3/8"	12			7,5	17	SR-BEL-12-90°-DN 10	*
12	1/2"	15			10,0	19	SR-BEL-15-90°-DN 12	*
16	5/8"	18			13,0	22	SR-BEL-18-90°-DN 16	*
19	3/4"	22			15,5	24	SR-BEL-22-90°-DN 19	*
25	1"	28			21,5	36	SR-BEL-28-90°-DN 25	*

Schlauch Hose DN	DN Bore in.	Rohr A.D. Tube O.D. D	Ca. Maße Approx. Dimensions				Bestellzeichen Order-Code	Brutto-Preis Gross-Price Euro (€)
			A	B	C	SW		
06	1/4"	6			4,0	12	SR-BES-06-90°-DN 06	*
06	1/4"	8			4,0	12	SR-BES-08-90°-DN 06	*
06	1/4"	10			4,0	14	SR-BES-10-90°-DN 06	*
08	5/16"	12			6,0	17	SR-BES-12-90°-DN 08	*
10	3/8"	14			7,5	19	SR-BES-14-90°-DN 10	*
12	1/2"	16			10,0	22	SR-BES-16-90°-DN 12	*
16	5/8"	20			13,0	24	SR-BES-20-90°-DN 16	*
19	3/4"	25			15,5	30	SR-BES-25-90°-DN 19	*



DKR - Gerade

Mit Überwurfmutter BSP-Gewinde
Für Gegenanschluss mit 60°-Konus

Hinweise zur Montage:

Das Schlauchnippel-Gewinde unbedingt vor der Montage
dick einölen oder einfetten. (Schmierstoffe Rubrik 12)

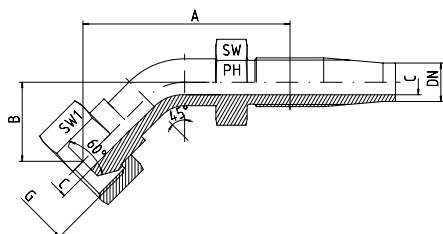
DKR - Straight

Swivel Nut with BSP-Thread - Female
For Connectors with 60°-Cone

Notes to the Assembly:

It is very important to lubricate the insert thread before
screwing into the ferrule. (Lubricants Category 12)

Schlauch Hose DN	DN Bore in.	Gewinde Thread G	Ca. Maße Approx. Dimensions			Bestellzeichen Order-Code	Brutto-Preis Gross-Price Euro (€)
			A	C	SW1		
06	1/4"	1/4"-19	28,1	4,0	17	SR-DKR-1/4"-DN 06	20,30
08	5/16"	3/8"-19	29,8	5,5	19	SR-DKR-3/8"-DN 08	24,90
10	3/8"	3/8"-19	30,5	7,5	19	SR-DKR-3/8"-DN 10	21,80
10	3/8"	1/2"-14	30,5	7,5	27	SR-DKR-1/2"-DN 10	24,10
12	1/2"	1/2"-14	33,5	10,0	27	SR-DKR-1/2"-DN 12	24,80
16	5/8"	3/4"-14	37,3	13,0	32	SR-DKR-3/4"-DN 16	39,90
19	3/4"	3/4"-14	38,4	15,5	32	SR-DKR-3/4"-DN 19	38,45
25	1"	1"-11	45,0	21,0	41	SR-DKR-1"-DN 25	59,80



DKR - 45°-Bogen

Mit Überwurfmutter BSP-Gewinde
Für Gegenanschluss mit 60°-Konus

Hinweise zur Montage:

Das Schlauchnippel-Gewinde unbedingt vor der Montage
dick einölen oder einfetten. (Schmierstoffe Rubrik 12)

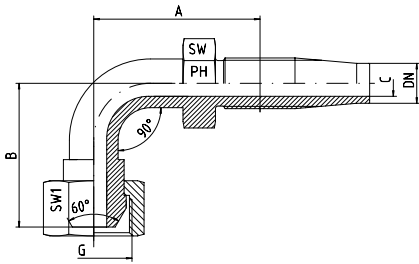
DKR - 45°-Elbow

Swivel Nut with BSP-Thread - Female
For Connectors with 60°-Cone

Notes to the Assembly:

It is very important to lubricate the insert thread before
screwing into the ferrule. (Lubricants Category 12)

Schlauch Hose DN	DN Bore in.	Gewinde Thread G	Ca. Maße Approx. Dimensions				Bestellzeichen Order-Code	Brutto-Preis Gross-Price Euro (€)
			A	B	C	SW1		
06	1/4"	1/4"-19			4,0	17	SR-DKR-1/4"-45°-DN 06	39,60
08	5/16"	3/8"-19			5,5	19	SR-DKR-3/8"-45°-DN 08	45,65
10	3/8"	3/8"-19			7,5	19	SR-DKR-3/8"-45°-DN 10	39,71
10	3/8"	1/2"-14			7,5	27	SR-DKR-1/2"-45°-DN 10	50,50
12	1/2"	1/2"-14			10,0	27	SR-DKR-1/2"-45°-DN 12	54,45
16	5/8"	3/4"-14			13,0	32	SR-DKR-3/4"-45°-DN 16	83,05
19	3/4"	3/4"-14			15,5	32	SR-DKR-3/4"-45°-DN 19	83,05
25	1"	1"-11			21,0	41	SR-DKR-1"-45°-DN 25	124,65



DKR - 90°-Bogen

Mit Überwurfmutter BSP-Gewinde
Für Gegenanschluss mit 60°-Konus

Hinweise zur Montage:

Das Schlauchnippel-Gewinde unbedingt vor der Montage dick einölen oder einfetten. (Schmierstoffe Rubrik 12)

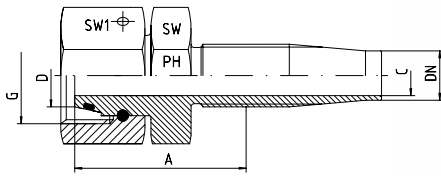
DKR - 90°-Elbow

Swivel Nut with BSP-Thread - Female
For Connectors with 60°-Cone

Notes to the Assembly:

It is very important to lubricate the insert thread before screwing into the ferrule. (Lubricants Category 12)

Schlauch Hose DN	DN Bore in.	Gewinde Thread G	Ca. Maße Approx. Dimensions				Bestellzeichen Order-Code	Brutto-Preis Gross-Price Euro (€)
			A	B	C	SW1		
06	1/4"	1/4"-19			4,0	17	SR-DKR-1/4"-90°-DN 06	36,00
08	5/16"	3/8"-19			5,5	19	SR-DKR-3/8"-90°-DN 08	41,50
10	3/8"	3/8"-19			7,5	19	SR-DKR-3/8"-90°-DN 10	36,30
10	3/8"	1/2"-14			7,5	27	SR-DKR-1/2"-90°-DN 10	45,90
12	1/2"	1/2"-14			10,0	27	SR-DKR-1/2"-90°-DN 12	49,50
16	5/8"	3/4"-14			13,0	32	SR-DKR-3/4"-90°-DN 16	69,20
19	3/4"	3/4"-14			15,5	32	SR-DKR-3/4"-90°-DN 19	69,20
25	1"	1"-11			21,0	41	SR-DKR-1"-90°-DN 25	113,30



DKOL-Nippel - Gerade

DKOS-Nippel - Gerade

Für Gegenanschluss mit 24°-Konus und Schneidringverschraubungen DIN 2353 / DIN EN ISO 8434-1

Hinweise zur Montage:

Das Schlauchnippel-Gewinde unbedingt vor der Montage dick einölen oder einfetten. (Schmierstoffe Rubrik 12)

DKOL-Nipples - Straight

DKOS-Nipples - Straight

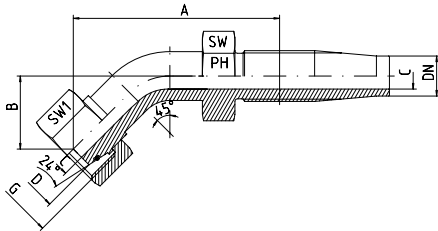
For Fittings with 24°-Cone and Solderless Connectors
DIN 2353 / DIN EN ISO 8434-1

Notes to the Assembly:

It is very important to lubricate the insert thread before screwing into the ferrule. (Lubricants Category 12)

Schlauch Hose DN	DN Bore in.	Gewinde Thread G	Rohr A.D. Tube O.D. D	Ca. Maße Approx. Dimensions			Bestellzeichen Order-Code	Brutto-Preis Gross-Price Euro (€)
				A	C	SW1		
06	1/4"	M 12 x 1,5	6	28,7	4,0	17	SR-DKOL-06-DN 06	26,80
06	1/4"	M 14 x 1,5	8	29,6	4,0	17	SR-DKOL-08-DN 06	25,90
06	1/4"	M 16 x 1,5	10	42,0	4,0	19	SR-DKOL-10-DN 06	28,90
08	5/16"	M 16 x 1,5	10	33,8	6,0	19	SR-DKOL-10-DN 08	28,10
08	5/16"	M 18 x 1,5	12	45,0	6,0	22	SR-DKOL-12-DN 08	29,95
10	3/8"	M 18 x 1,5	12	32,0	7,5	22	SR-DKOL-12-DN 10	29,40
12	1/2"	M 22 x 1,5	15	36,8	10,0	27	SR-DKOL-15-DN 12	34,70
16	5/8"	M 26 x 1,5	18	40,1	13,0	32	SR-DKOL-18-DN 16	44,60
19	3/4"	M 30 x 2	22	43,9	15,5	36	SR-DKOL-22-DN 19	58,25
25	1"	M 36 x 2	28	49,0	21,5	41	SR-DKOL-28-DN 25	68,45

Schlauch Hose DN	DN Bore in.	Gewinde Thread G	Rohr A.D. Tube O.D. D	Ca. Maße Approx. Dimensions			Bestellzeichen Order-Code	Brutto-Preis Gross-Price Euro (€)
				A	C	SW1		
06	1/4"	M 14 x 1,5	6	29,6	4,0	17	SR-DKOS-06-DN 06	*
06	1/4"	M 16 x 1,5	8	29,6	4,0	19	SR-DKOS-08-DN 06	28,35
06	1/4"	M 18 x 1,5	10	30,5	4,0	22	SR-DKOS-10-DN 06	28,35
10	3/8"	M 18 x 1,5	10	40,0	7,5	22	SR-DKOS-10-DN 10	30,75
08	5/16"	M 20 x 1,5	12	35,1	5,5	24	SR-DKOS-12-DN 08	28,35
10	3/8"	M 22 x 1,5	14	36,8	7,5	27	SR-DKOS-14-DN 10	34,90
12	1/2"	M 24 x 1,5	16	39,1	10,0	30	SR-DKOS-16-DN 12	34,90
16	5/8"	M 30 x 2	20	53,0	13,0	36	SR-DKOS-20-DN 16	51,00
19	3/4"	M 36 x 2	25	51,0	15,5	46	SR-DKOS-25-DN 19	83,70
25	1"	M 42 x 2	30	54,0	21,5	50	SR-DKOS-30-DN 25	97,80



DKOL-Nippel - 45°-Bogen

DKOS-Nippel - 45°-Bogen

Für Gegenanschluss mit 24°-Konus und Schneidringverschraubungen DIN 2353 / DIN EN ISO 8434-1

Hinweise zur Montage:

Das Schlauchnippel-Gewinde unbedingt vor der Montage dick einölen oder einfetten. (Schmierstoffe Rubrik 12)

DKOL-Nipples - 45°-Elbow

DKOS-Nipples - 45°-Elbow

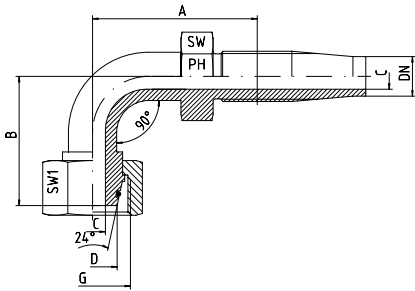
For Fittings with 24°-Cone and Solderless Connectors
DIN 2353 / DIN EN ISO 8434-1

Notes to the Assembly:

It is very important to lubricate the insert thread before screwing into the ferrule. (Lubricants Category 12)

Schlauch Hose DN	DN Bore in.	Gewinde Thread G	Rohr A.D. Tube O.D. D	Ca. Maße Approx. Dimensions				Bestellzeichen Order-Code	Brutto-Preis Gross-Price Euro (€)
				A	B	C	SW1		
06	1/4"	M 12 x 1,5	6			4,0	17	SR-DKOL-06-45°-DN 06	*
06	1/4"	M 14 x 1,5	8			4,0	17	SR-DKOL-08-45°-DN 06	59,85
08	5/16"	M 16 x 1,5	10			6,0	19	SR-DKOL-10-45°-DN 08	64,90
10	3/8"	M 18 x 1,5	12			7,5	22	SR-DKOL-12-45°-DN 10	67,85
12	1/2"	M 22 x 1,5	15			10,0	27	SR-DKOL-15-45°-DN 12	76,35
16	5/8"	M 26 x 1,5	18			13,0	32	SR-DKOL-18-45°-DN 16	98,10
19	3/4"	M 30 x 2	22			15,5	36	SR-DKOL-22-45°-DN 19	134,50
25	1"	M 36 x 2	28			21,5	41	SR-DKOL-28-45°-DN 25	158,40

Schlauch Hose DN	DN Bore in.	Gewinde Thread G	Rohr A.D. Tube O.D. D	Ca. Maße Approx. Dimensions				Bestellzeichen Order-Code	Brutto-Preis Gross-Price Euro (€)
				A	B	C	SW1		
06	1/4"	M 14 x 1,5	6			4,0	17	SR-DKOS-06-45°-DN 06	*
06	1/4"	M 16 x 1,5	8			4,0	19	SR-DKOS-08-45°-DN 06	*
06	1/4"	M 18 x 1,5	10			4,0	22	SR-DKOS-10-45°-DN 06	*
08	5/16"	M 20 x 1,5	12			5,5	24	SR-DKOS-12-45°-DN 08	*
10	3/8"	M 22 x 1,5	14			7,5	27	SR-DKOS-14-45°-DN 10	*
12	1/2"	M 24 x 1,5	16			10,0	30	SR-DKOS-16-45°-DN 12	*
16	5/8"	M 30 x 2	20			13,0	36	SR-DKOS-20-45°-DN 16	*
19	3/4"	M 36 x 2	25			15,5	46	SR-DKOS-25-45°-DN 19	*
25	1"	M 42 x 2	30			21,5	50	SR-DKOS-30-45°-DN 25	*



DKOL-Nippel - 90°-Bogen

DKOS-Nippel - 90°-Bogen

Für Gegenanschluss mit 24°-Konus und Schneidringverschraubungen DIN 2353 / DIN EN ISO 8434-1

Hinweise zur Montage:

Das Schlauchnippel-Gewinde unbedingt vor der Montage dick einölen oder einfetten. (Schmierstoffe Rubrik 12)

DKOL-Nipples - 90°-Elbow

DKOS-Nipples - 90°-Elbow

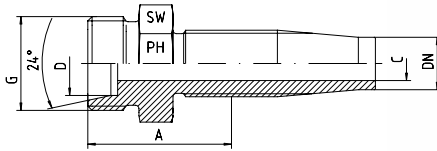
For Fittings with 24°-Cone and Solderless Connectors
DIN 2353 / DIN EN ISO 8434-1

Notes to the Assembly:

It is very important to lubricate the insert thread before screwing into the ferrule. (Lubricants Category 12)

Schlauch Hose DN	DN Bore in.	Gewinde Thread G	Rohr A.D. Tube O.D. D	Ca. Maße Approx. Dimensions				Bestellzeichen Order-Code	Brutto-Preis Gross-Price Euro (€)
				A	B	C	SW1		
06	1/4"	M 12 x 1,5	6			4,0	17	SR-DKOL-06-90°-DN 06	*
06	1/4"	M 14 x 1,5	8			4,0	17	SR-DKOL-08-90°-DN 06	54,40
08	5/16"	M 16 x 1,5	10			6,0	19	SR-DKOL-10-90°-DN 08	59,00
10	3/8"	M 18 x 1,5	12			7,5	22	SR-DKOL-12-90°-DN 10	61,70
12	1/2"	M 22 x 1,5	15			10,0	27	SR-DKOL-15-90°-DN 12	69,40
16	5/8"	M 26 x 1,5	18			13,0	32	SR-DKOL-18-90°-DN 16	89,20
19	3/4"	M 30 x 2	22			15,5	36	SR-DKOL-22-90°-DN 19	122,30
25	1"	M 36 x 2	28			21,5	41	SR-DKOL-28-90°-DN 25	144,00

Schlauch Hose DN	DN Bore in.	Gewinde Thread G	Rohr A.D. Tube O.D. D	Ca. Maße Approx. Dimensions				Bestellzeichen Order-Code	Brutto-Preis Gross-Price Euro (€)
				A	B	C	SW1		
06	1/4"	M 14 x 1,5	6			4,0	17	SR-DKOS-06-90°-DN 06	*
06	1/4"	M 16 x 1,5	8			4,0	19	SR-DKOS-08-90°-DN 06	54,90
06	1/4"	M 18 x 1,5	10			4,0	22	SR-DKOS-10-90°-DN 06	*
08	5/16"	M 20 x 1,5	12			5,5	24	SR-DKOS-12-90°-DN 08	69,50
10	3/8"	M 22 x 1,5	14			7,5	27	SR-DKOS-14-90°-DN 10	*
12	1/2"	M 24 x 1,5	16			10,0	30	SR-DKOS-16-90°-DN 12	73,90
16	5/8"	M 30 x 2	20			13,0	36	SR-DKOS-20-90°-DN 16	98,00
19	3/4"	M 36 x 2	25			15,5	46	SR-DKOS-25-90°-DN 19	*
25	1"	M 42 x 2	30			21,5	50	SR-DKOS-25-90°-DN 21	*



CEL - 24°-Konus-Nippel

CES - 24°-Konus-Nippel

Hinweise zur Montage:

Das Schlauchnippel-Gewinde unbedingt vor der Montage dick einölen oder einfetten. (Schmierstoffe Rubrik 12)

CEL - 24°-Cone-Nipples

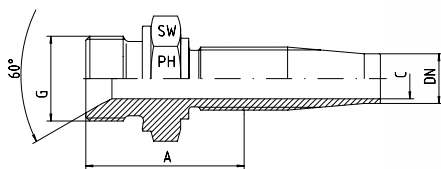
CES - 24°-Cone-Nipples

Notes to the Assembly:

It is very important to lubricate the insert thread before screwing into the ferrule. (Lubricants Category 12)

Schlauch Hose DN	DN Bore in.	Gewinde Thread G	Rohr A.D. Tube O.D. D	Ca. Maße Approx. Dimensions			Bestellzeichen Order-Code	Brutto-Preis Gross-Price Euro (€)
				A	C	SW		
06	1/4"	M 12 x 1,5	6	27,9	4,0	12	SR-CEL-06-DN 06	24,35
06	1/4"	M 14 x 1,5	8	27,9	4,0	14	SR-CEL-08-DN 06	24,35
08	5/16"	M 16 x 1,5	10	29,7	6,0	17	SR-CEL-10-DN 08	22,75
10	3/8"	M 18 x 1,5	12	30,0	7,5	19	SR-CEL-12-DN 10	22,75
12	1/2"	M 22 x 1,5	15	32,0	10,0	22	SR-CEL-15-DN 12	23,75
16	5/8"	M 26 x 1,5	18	35,1	13,0	27	SR-CEL-18-DN 16	40,90
19	3/4"	M 30 x 2	22	38,4	15,5	30	SR-CEL-22-DN 19	40,90
25	1"	M 36 x 2	28	43,2	21,5	36	SR-CEL-28-DN 25	55,90

Schlauch Hose DN	DN Bore in.	Gewinde Thread G	Rohr A.D. Tube O.D. D	Ca. Maße Approx. Dimensions			Bestellzeichen Order-Code	Brutto-Preis Gross-Price Euro (€)
				A	C	SW		
06	1/4"	M 14 x 1,5	6	27,9	4,0	14	SR-CES-06-DN 06	*
06	1/4"	M 16 x 1,5	8	28,5	4,0	17	SR-CES-08-DN 06	25,50
06	1/4"	M 18 x 1,5	10	28,5	4,0	19	SR-CES-10-DN 06	26,90
08	5/16"	M 20 x 1,5	12	31,4	6,0	22	SR-CES-12-DN 08	23,50
10	3/8"	M 22 x 1,5	14	33,6	7,5	22	SR-CES-14-DN 10	*
12	1/2"	M 24 x 1,5	16	35,2	10,0	24	SR-CES-16-DN 12	23,90
16	5/8"	M 30 x 2	20	40,4	13,0	30	SR-CES-20-DN 16	40,90
19	3/4"	M 36 x 2	25	43,9	15,5	36	SR-CES-25-DN 19	48,50
25	1"	M 42 x 2	30	54,9	21,5	46	SR-CES-30-DN 25	*



AGR - 60°-Konus Außengewinde-Nippel

Hinweise zur Montage:

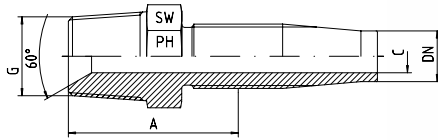
Das Schlauchnippel-Gewinde unbedingt vor der Montage dick einölen oder einfetten. (Schmierstoffe Rubrik 12)

AGR - 60°-Cone Male Nipples

Notes to the Assembly:

It is very important to lubricate the insert thread before screwing into the ferrule. (Lubricants Category 12)

Schlauch Hose DN	DN Bore in.	Gewinde Thread G = BSP	Ca. Maße Approx. Dimensions			Bestellzeichen Order-Code	Brutto-Preis Gross-Price Euro (€)
			A	C	SW		
06	1/4"	1/4"-19	29,5	4,0	19	SR-AGR-1/4"-DN 06	20,30
08	5/16"	3/8"-19	33,4	5,5	22	SR-AGR-3/8"-DN 08	20,70
10	3/8"	3/8"-19	33,4	7,5	22	SR-AGR-3/8"-DN 10	20,30
10	3/8"	1/2"-14	38,4	7,5	27	SR-AGR-1/2"-DN 10	26,50
12	1/2"	1/2"-14	38,6	10,0	27	SR-AGR-1/2"-DN 12	23,75
16	5/8"	3/4"-14	44,8	13,0	32	SR-AGR-3/4"-DN 16	40,90
19	3/4"	3/4"-14	44,8	15,5	32	SR-AGR-3/4"-DN 19	39,90
19	3/4"	1"-11	45,8	15,5	41	SR-AGR-1"-DN 19	59,70
25	1"	1"-11	51,5	21,5	41	SR-AGR-1"-DN 25	52,10



AGRk = Kegeliges Rohraußengewinde

Hinweise zur Montage:

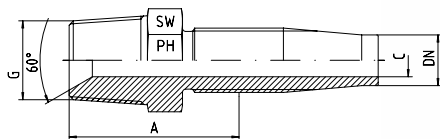
Das Schlauchnippel-Gewinde unbedingt vor der Montage dick einölen oder einfetten. (Schmierstoffe Rubrik 12)

AGRk = BSP - Male - Taper

Notes to the Assembly:

It is very important to lubricate the insert thread before screwing into the ferrule. (Lubricants Category 12)

Schlauch Hose DN	DN Bore in.	Gewinde Thread G	Ca. Maße Approx. Dimensions			Bestellzeichen Order-Code	Brutto-Preis Gross-Price Euro (€)
			A	C	SW		
06	1/4"	1/4"-19 keg	32,5	4,0	14	SR-AGRk-1/4"-DN 06	20,50
08	5/16"	3/8"-19 keg	36,1	5,5	19	SR-AGRk-3/8"-DN 08	*
10	3/8"	3/8"-19 keg	36,1	7,5	19	SR-AGRk-3/8"-DN 10	23,20
10	3/8"	1/2"-14 keg	41,2	7,5	22	SR-AGRk-1/2"-DN 10	23,90
12	1/2"	1/2"-14 keg	41,7	10,0	22	SR-AGRk-1/2"-DN 12	23,90
16	5/8"	3/4"-14 keg	45,0	13,0	27	SR-AGRk-3/4"-DN 16	32,90
19	3/4"	3/4"-14 keg	46,2	15,5	27	SR-AGRk-3/4"-DN 19	32,90
25	1"	1"-11 keg	57,2	21,5	36	SR-AGRk-1"-DN 25	55,80



AGN = NPT-Außengewinde

Hinweise zur Montage:

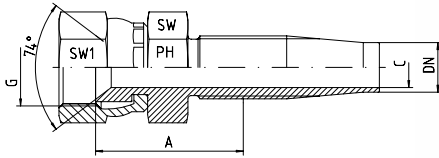
Das Schlauchnippel-Gewinde unbedingt vor der Montage dick einölen oder einfetten. (Schmierstoffe Rubrik 12)

AGN = NPT - Male

Notes to the Assembly:

It is very important to lubricate the insert thread before screwing into the ferrule. (Lubricants Category 12)

Schlauch Hose DN	DN Bore in.	Gewinde Thread G	Ca. Maße Approx. Dimensions			Bestellzeichen Order-Code	Brutto-Preis Gross-Price Euro (€)
			A	C	SW		
06	1/4"	1/4"-18 NPT	30,2	4,0	14	SR-AGN-1/4"-DN 06	22,80
08	5/16"	3/8"-18 NPT	33,3	5,5	19	SR-AGN-3/8"-DN 08	*
10	3/8"	3/8"-18 NPT	33,3	7,5	19	SR-AGN-3/8"-DN 10	23,90
10	3/8"	1/2"-14 NPT	38,6	7,5	22	SR-AGN-1/2"-DN 10	23,90
12	1/2"	1/2"-14 NPT	39,9	10,0	22	SR-AGN-1/2"-DN 12	23,90
16	5/8"	3/4"-14 NPT	43,9	13,0	27	SR-AGN-3/4"-DN 16	32,90
19	3/4"	3/4"-14 NPT	43,2	15,5	27	SR-AGN-3/4"-DN 19	32,90
25	1"	1"-11,5 NPT	51,1	21,5	36	SR-AGN-1"-DN 25	55,80



Mit Crimpmutter

Hinweise zur Montage:

Das Schlauchnippel-Gewinde unbedingt vor der Montage dick einölen oder einfetten. (Schmierstoffe Rubrik 12)

With Crimp-Nut

Notes to the Assembly:

It is very important to lubricate the insert thread before screwing into the ferrule. (Lubricants Category 12)

Schlauch Hose DN	DN Bore in.	Gewinde Thread G = UNF/UN	Ca. Maße Approx. Dimensions				Bestellzeichen Order-Code	Brutto-Preis Gross-Price Euro (€)
			A	C	SW	SW1		
06	1/4"	7/16"-20	26,0	4,0	17	17	SR-DKJ-7/16"-DN 06	25,50
06	1/4"	1/2"-20	26,0	4,0	17	17	SR-DKJ-1/2"-DN 06	25,50
08	5/16"	1/2"-20					SR-DKJ-1/2"-DN 08	*
06	1/4"	9/16"-18	26,0	4,0	19	19	SR-DKJ-9/16"-DN 06	24,75
08	5/16"	9/16"-18	32,0	6,0	19	19	SR-DKJ-9/16"-DN 08	25,50
10	3/8"	9/16"-18	33,0	7,0	19	19	SR-DKJ-9/16"-DN 10	25,50
10	3/8"	3/4"-16	32,0	7,5	24	24	SR-DKJ-3/4"-DN 10	29,90
12	1/2"	3/4"-16	36,0	10,0	24	24	SR-DKJ-3/4"-DN 12	31,00
10	3/8"	7/8"-14					SR-DKJ-7/8"-DN 10	34,50
12	1/2"	7/8"-14	32,0	10,0	27	27	SR-DKJ-7/8"-DN 12	31,65
16	5/8"	7/8"-14	44,0	13,0	27	27	SR-DKJ-7/8"-DN 16	38,50
12	1/2"	1 1/16"-12					SR-DKJ-1 1/16"-DN 12	*
16	5/8"	1 1/16"-12	33,5	13,0	32	32	SR-DKJ-1 1/16"-DN 16	43,45
19	3/4"	1 1/16"-12	40,0	15,5	32	32	SR-DKJ-1 1/16"-DN 19	49,80
19	3/4"	1 5/16"-12	40,0	16,0	41	41	SR-DKJ-1 5/16"-DN 19	62,75
25	1"	1 5/16"-12	40,0	21,5	41	41	SR-DKJ-1 5/16"-DN 25	62,75



CENTRALA ELBLĄG

Ul. Rawska 19B
82-300 Elbląg


tel. /+48/ 55 625 51 00

fax /+48/ 55 625 51 01

Dział Handlowy

tel. /+48/ 55 625 51 51

elblag@hydropress.pl



www.hydropress.pl

ODDZIAŁ GDAŃSK

tel. /+48/ 55 625 51 21

fax /+48/ 55 625 51 22

ODDZIAŁ RUMIA

tel. /+48/ 58 679 34 15

fax /+48/ 55 625 51 25

ODDZIAŁ TYCHY

tel. /+48/ 32 787 52 88

fax /+48/ 55 625 51 38

ODDZIAŁ OLSZTYN

tel. /+48/ 89 532 01 05

fax /+48/ 89 715 21 42

ODDZIAŁ WARSZAWA

tel. /+48/ 22 468 86 97

fax /+48/ 55 625 51 32

BIURO HANDLOWE WROCŁAW

tel. /+48/ 782 838 000

fax /+48/ 55 625 51 35

BIURO HANDLOWE KIELCE

tel. /+48/ 885 995 501

fax /+48/ 55 625 51 01

BIURO HANDLOWE KRAKÓW

tel. /+48/ 885 995 019

fax /+48/ 55 625 51 01

BIURO HANDLOWE OPOLE

tel. /+48/ 885 995 011

fax /+48/ 55 625 51 01

BIURO HANDLOWE BYDGOSZCZ

tel. /+48/ 790 222 771

fax /+48/ 55 625 51 01