

**NEW MULTISPIRAL - NO SKIVE**



## NEW MULTISPIRAL FITTINGS - NO SKIVE

The new fittings range is a no-skive solution for high pressure spiral hose available in one piece and two pieces solution.

### MAIN FEATURES

- // **No-skive**
- // **Range:** from 1/4 inch to 2 inch sizes in one-piece solution and from 3/8 to 2" in two-pieces solution
- // **Working pressures:** up to 6000 psi (420 bar)
- // **Main applications:** construction equipment, agricultural machines, mining
- // **Suitable for:** aftermarket and maintenance activities, on-site repairs especially

### ADVANTAGES

- // **C18S, only one fitting suitable for both 4 spiral and 6 spiral hose** – warehouse optimization
- // **H18, two pieces No Skive, only one Ferrule suitable for both 4 spiral and 6 spiral hose** – warehouse optimization
- // **No need of skiving equipment, no odor and dust** (consequence of the hose cover removal)

## // FERRULE SELECTION CHART

### // NO SKIVE FERRULE FOR MULTISPIRAL FITTINGS

Hose	Table n°	-06 DN 10 3/8"	-08 DN 12 1/2"	-10 DN 16 5/8"	-12 DN 19 3/4"	-16 DN 25 1"	-20 DN 32 1 1/4"	-24 DN 38 1 1/2"	-32 DN 51 2"
ALFABIOTECH EVOLUTION 4000	726	H1800NSS	H1800NSS	H1800NSS	H1800NSS	H1800NSS	H1800NSS	H1800NSS	H1800NSS
ALFABIOTECH EVOLUTION 5000	727			H1800NSS	H1800NSS	H1800NSS	H1800NSS	H1800NSS	H1800NSS
ALFABIOTECH EVOLUTION 5000 PLUS	728				H1800NSS	H1800NSS			
ALFABIOTECH EVOLUTION 6000	729	H1800NSS	H1800NSS	H1800NSS	H1800NSS	H1800NSS	H1800NSS	H1800NSS	

### // ALFAGRIMP - ONE PIECE NO SKIVE

Hose	Table n°	-04 DN 6 1/4"	-06 DN 10 3/8"	-08 DN 12 1/2"	-10 DN 16 5/8"	-12 DN 19 3/4"	-16 DN 25 1"	-20 DN 32 1 1/4"	-24 DN 38 1 1/2"	-32 DN 51 2"
ALFABIOTECH EVOLUTION 3000	718							C18S	C18S	C18S
ALFABIOTECH EVOLUTION 4000	719		C18S	C18S	C18S	C18S	C18S	C18S	C18S	C18S
ALFABIOTECH EVOLUTION 5000	720				C18S	C18S	C18S	C18S	C18S	C18S
ALFABIOTECH EVOLUTION 5000 PLUS	721					C18S	C18S			
ALFABIOTECH EVOLUTION 6000	722	C18S	C18S	C18S	C18S	C18S	C18S	C18S	C18S	



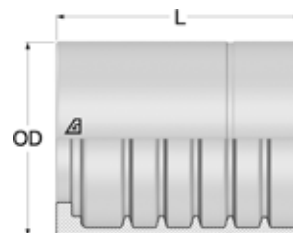
## // MULTISPIRAL FITTINGS - TWO PIECES - NO SKIVE

// FERRULES.....	4	// NPSM.....	16
// BSP INSERTS.....	5	// ORFS INSERTS.....	17
// DIN METRIC INSERTS.....	7	// SAE FLANGES.....	20
// JIC 37° INSERTS.....	11	// SUPERCAT FLANGES.....	23
// NPTF INSERTS.....	15	// HAMMER UNION.....	26

# // FERRULES

## // H1800NSS

### Multispiral No-Skive Ferrule



Item Code	Product Code	ID (Dash)	ID (mm)	ID (in)	Ferrule OD (mm)	L (mm)
1255743	H1800NSS-060000	6	10,0	3/8"	29,0	37,0
1255796	H1800NSS-080000	8	13,0	1/2"	31,0	40,0
1255833	H1800NSS-100000	10	16,0	5/8"	38,0	44,3
1255868	H1800NSS-120000	12	19,0	3/4"	43,0	52,5
1253826	H1800NSS-160000	16	25,0	1"	50,0	63,0
1255880	H1800NSS-200000	20	31,0	1 1/4"	62,0	73,0
1258472	H1800NSS-240000	24	38,0	1 1/2"	70,0	78,5
1257089	H1800NSS-320000	32	51,0	2"	85,0	94,0

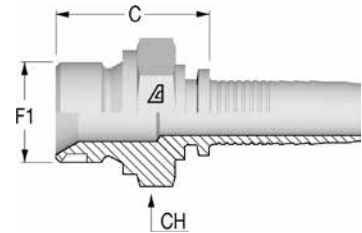
TWO PIECES

Design and dimensions shown may be changed without prior notice

## // BSP INSERTS

## // H1810510

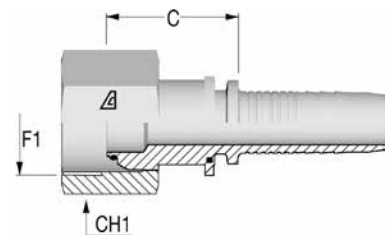
**BSP Male 60° Flare**  
**AGR**



Item Code	Product Code	ID (Dash)	ID (mm)	ID (in)	F1 Dash	F1	C (mm)	CH (mm)
1260983	H1810510-060600	6	10,0	3/8"	6	3/8-19	28,5	22,0
1260987	H1810510-060800	6	10,0	3/8"	8	1/2-14	32,0	27,0
1260988	H1810510-080600	8	13,0	1/2"	6	3/8-19	28,6	22,0
1259236	H1810510-080800	8	13,0	1/2"	8	1/2-14	32,1	27,0
1260989	H1810510-081200	8	13,0	1/2"	12	3/4-14	36,1	32,0
1260984	H1810510-101000	10	16,0	5/8"	10	5/8-14	34,7	30,0
1258250	H1810510-121200	12	19,0	3/4"	12	3/4-14	38,1	32,0
1258251	H1810510-161600	16	25,0	1"	16	1-11	46,1	41,0
1258548	H1810510-202000	20	32,0	1 1/4"	20	1 1/4-11	50,0	50,0
1258336	H1810510-242400	24	38,0	1 1/2"	24	1 1/2-11	55,0	55,0
1258410	H1810510-323200	32	51,0	2"	32	2-11	66,7	70,0

## // H1820812

**BSP Female 60° Cone with O-Ring**  
**DKOR**

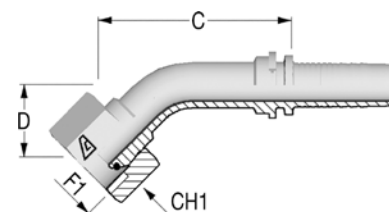


Item Code	Product Code	Nut Type	ID (Dash)	ID (mm)	ID (in)	F1 Dash	F1	C (mm)	CH1 (mm)
1259161	H1820813-060600	Slip on nut	6	10,0	3/8"	6	3/8-19	24,0	22,0
1261120	H1820813-060800	Slip on nut	6	10,0	3/8"	8	1/2-14	25,0	27,0
1259162	H1820811-080800	Crimped	8	13,0	1/2"	8	1/2-14	19,6	27,0
1261121	H1820813-081000	Slip on nut	8	13,0	1/2"	10	5/8-14	28,4	27,0
1259163	H1820811-101000	Crimped	10	16,0	5/8"	10	5/8-14	18,8	27,0
1261122	H1820811-101200	Crimped	10	16,0	5/8"	12	3/4-14	21,8	32,0
1257104	H1820812-121200	Thrust wire nut	12	19,0	3/4"	12	3/4-14	25,8	32,0
1258306	H1820812-121600	Thrust wire nut	12	19,0	3/4"	16	1-11	28,3	38,0
1257054	H1820812-161600	Thrust wire nut	16	25,0	1"	16	1-11	31,6	38,0
1258338	H1820812-162000	Thrust wire nut	16	25,0	1"	20	1 1/4-11	34,1	50,0
1258497	H1820812-202000	Thrust wire nut	20	32,0	1 1/4"	20	1 1/4-11	33,9	50,0
1261126	H1820812-202400	Thrust wire nut	20	32,0	1 1/4"	24	1 1/2-11	35,7	55,0
1258300	H1820812-242400	Thrust wire nut	24	38,0	1 1/2"	24	1 1/2-11	37,8	55,0
1258287	H1820812-323200	Thrust wire nut	32	51,0	2"	32	2-11	43,2	70,0

Image: insert with Slip on Nut.

**// H1820842**

**45° BSPP Female 60° Cone with O-Ring  
DKOR 45  
Solid one piece**

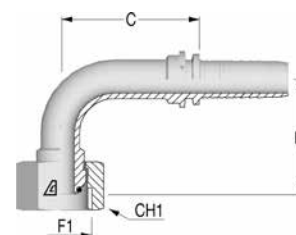


Item Code	Product Code	Nut Type	ID (Dash)	ID (mm)	ID (in)	F1 Dash	F1	C (mm)	D Drop (mm)	CH1 (mm)
1259165	H1820843-060600	Slip on nut	6	10,0	3/8"	6	3/8-19	50,0	20,5	22,0
1261135	H1820843-060800	Slip on nut	6	10,0	3/8"	8	1/2-14	46,0	21,0	27,0
1259198	H1820841-080800	Crimped	8	13,0	1/2"	8	1/2-14	53,0	21,0	27,0
1261144	H1820843-081000	Slip on nut	8	13,0	1/2"	10	5/8-14	57,0	23,0	27,0
1261149	H1820843-081200	Slip on nut	8	13,0	1/2"	12	3/4-14	57,0	23,0	32,0
1259170	H1820841-101000	Crimped	10	16,0	5/8"	10	5/8-14	61,0	21,5	27,0
1261150	H1820841-101200	Crimped	10	16,0	5/8"	12	3/4-14	66,0	24,0	32,0
1258249	H1820842-121200	Thrust wire nut	12	19,0	3/4"	12	3/4-14	76,0	30,0	32,0
1261224	H1820843-121600	Slip on nut	12	19,0	3/4"	16	1-11	75,0	31,5	38,0
1258275	H1820842-161600	Thrust wire nut	16	25,0	1"	16	1-11	92,0	40,0	38,0
1261226	H1820842-162000	Thrust wire nut	16	25,0	1"	20	1 1/4-11	97,0	39,0	50,0
1258506	H1820842-202000	Thrust wire nut	20	32,0	1 1/4"	20	1 1/4-11	90,0	40,0	50,0
1261228	H1820842-202400	Thrust wire nut	20	32,0	1 1/4"	24	1 1/2-11	116,0	46,0	55,0
1258407	H1820842-242400	Thrust wire nut	24	38,0	1 1/2"	24	1 1/2-11	116,0	46,0	55,0
1258595	H1820842-323200	Thrust wire nut	32	51,0	2"	32	2-11	153,0	60,0	70,0

Image: insert with Slip on Nut.

**// H1820892**

**90° BSPP Female 60° Cone with O-Ring  
DKOR 90  
Solid one piece**



Item Code	Product Code	Nut Type	ID (Dash)	ID (mm)	ID (in)	F1 Dash	F1	C (mm)	D Drop (mm)	CH1 (mm)
1259166	H1820893-060600	Slip on nut	6	10,0	3/8"	6	3/8-19	36,0	42,0	22,0
1261145	H1820893-060800	Slip on nut	6	10,0	3/8"	8	1/2-14	35,0	35,5	27,0
1259199	H1820891-080800	Crimped	8	13,0	1/2"	8	1/2-14	37,0	41,0	27,0
1261146	H1820893-081000	Slip on nut	8	13,0	1/2"	10	5/8-14	42,0	43,5	27,0
1259172	H1820891-101000	Crimped	10	16,0	5/8"	10	5/8-14	48,0	47,0	27,0
1261151	H1820891-101200	Crimped	10	16,0	5/8"	12	3/4-14	52,0	49,0	32,0
1258248	H1820892-121200	Thrust wire nut	12	19,0	3/4"	12	3/4-14	60,0	61,0	32,0
1261176	H1820893-121600	Slip on nut	12	19,0	3/4"	16	1-11	69,0	68,0	38,0
1258408	H1820892-121600	Thrust wire nut	12	19,0	3/4"	16	1-11	69,0	68,0	38,0
1258267	H1820892-161600	Thrust wire nut	16	25,0	1"	16	1-11	74,0	71,0	38,0
1258586	H1820892-162000	Thrust wire nut	16	25,0	1"	20	1 1/4-11	76,0	79,0	50,0
1258505	H1820892-202000	Thrust wire nut	20	32,0	1 1/4"	20	1 1/4-11	83,0	83,0	50,0
1261281	H1820892-202400	Thrust wire nut	20	32,0	1 1/4"	24	1 1/2-11	93,0	97,0	55,0
1258376	H1820892-242400	Thrust wire nut	24	38,0	1 1/2"	24	1 1/2-11	100,0	96,0	55,0
1258426	H1820892-323200	Thrust wire nut	32	51,0	2"	32	2-11	140,0	140,0	70,0

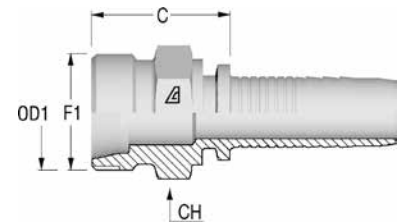
Image: insert with Slip on Nut.

Design and dimensions shown may be changed without prior notice

## // DIN METRIC INSERTS

## // H1811110

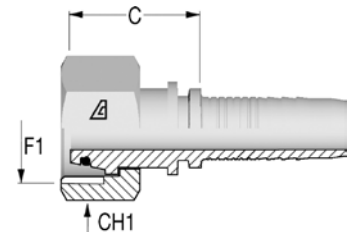
**Metric Male 24° Seat**  
**DIN 3853 - Light Series**  
**CEL**



Item Code	Product Code	ID (Dash)	ID (mm)	ID (in)	F1	OD1	C (mm)	CH (mm)
1261024	H1811110-061600	6	10,0	3/8"	M16X1.5	10	25,0	17,0
1261025	H1811110-061800	6	10,0	3/8"	M18X1.5	12	25,0	19,0
1259247	H1811110-082200	8	13,0	1/2"	M22X1.5	15	27,1	22,0
1261026	H1811110-082600	8	13,0	1/2"	M26X1.5	18	27,1	27,0
1261027	H1811110-102600	10	16,0	5/8"	M26X1.5	18	27,8	27,0
1258978	H1811110-122600	12	19,0	3/4"	M26X1.5	18	31,1	27,0
1258980	H1811110-123000	12	19,0	3/4"	M30X2	22	33,1	32,0
1258982	H1811110-163600	16	25,0	1"	M36X2	25	35,1	36,0
1258985	H1811110-204500	20	32,0	1 1/4"	M45X2	35	41,9	46,0
1258988	H1811110-245200	24	38,0	1 1/2"	M52X2	42	46,0	55,0

## // H1821512

**Multispiral Metric Female 24° Cone with O-Ring ISO 8434-1**  
**Light Series DKOL**

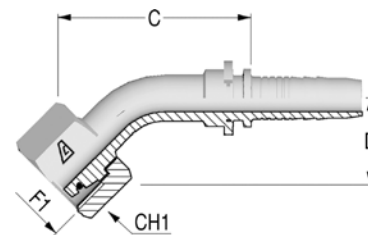


Item Code	Product Code	Nut Type	ID (Dash)	ID (mm)	ID (in)	F1	OD1	C (mm)	CH1 (mm)
1262197	H1821512-061600	Thrust wire nut	6	10,0	3/8"	M16X1.5	10	22,9	19,0
1261076	H1821513-061800	Slip on nut	6	10,0	3/8"	M18X1.5	12	26,1	22,0
1262199	H1821513-062200	Slip on nut	6	10,0	3/8"	M22X1.5	15	30,1	27,0
1259250	H1821512-081800	Thrust wire nut	8	13,0	1/2"	M18X1.5	12	23,0	22,0
1259252	H1821512-082200	Thrust wire nut	8	13,0	1/2"	M22X1.5	12	27,3	27,0
1259259	H1821513-082600	Slip on nut	8	13,0	1/2"	M26X1.5	18	29,2	32,0
1260033	H1821512-102600	Thrust wire nut	10	16,0	5/8"	M26X1.5	18	27,7	32,0
1260942	H1821512-122600	Thrust wire nut	12	19,0	3/4"	M26X1.5	18	34,0	32,0
1257195	H1821512-123000	Thrust wire nut	12	19,0	3/4"	M30X2	22	34,6	36,0
1258992	H1821512-163000	Thrust wire nut	16	25,0	1"	M30X2	22	40,6	36,0
1258990	H1821512-163600	Thrust wire nut	16	25,0	1"	M36X2	28	41,1	41,0
1258994	H1821512-164500	Thrust wire nut	16	25,0	1"	M45X2	35	49,1	50,0
1258998	H1821512-204500	Thrust wire nut	20	32,0	1 1/4"	M45X2	35	49,9	50,0
1259000	H1821512-245200	Thrust wire nut	24	38,0	1 1/2"	M52X2	38	53,0	60,0

Image: insert with Slip on Nut.

**// H1821542**

**45° Metric Female 24° Cone with O-Ring  
ISO 8434-1 - Light Series  
DKOL 45  
Solid one piece**

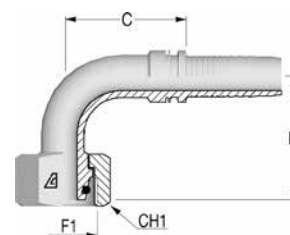


Item Code	Product Code	Nut Type	ID (Dash)	ID (mm)	ID (in)	F1	OD1	C (mm)	D Drop (mm)	CH1 (mm)
1262205	H1821542-061600	Thrust wire nut	6	10,0	3/8"	M16X1.5	10	43,0	19,0	19,0
1262207	H1821543-061800	Slip on nut	6	10,0	3/8"	M18X1.5	12	47,0	19,5	22,0
1262209	H1821543-062200	Slip on nut	6	10,0	3/8"	M22X1.5	15	48,0	21,0	27,0
1259265	H1821542-082200	Thrust wire nut	8	13,0	1/2"	M22X1.5	15	55,0	23,0	27,0
1261177	H1821542-102600	Thrust wire nut	10	16,0	5/8"	M26X1.5	18	74,0	30,0	32,0
1259006	H1821542-122600	Thrust wire nut	12	19,0	3/4"	M26X1.5	18	77,0	34,0	36,0
1257193	H1821542-123000	Thrust wire nut	12	19,0	3/4"	M30X2	22	75,0	31,5	36,0
1259008	H1821542-163600	Thrust wire nut	16	25,0	1"	M36X2	25	91,0	34,5	41,0
1259014	H1821542-204500	Thrust wire nut	20	32,0	1 1/4"	M45X2	30	100,0	45,0	50,0
1259035	H1821542-245200	Thrust wire nut	24	38,0	1 1/2"	M52X2	38	127,0	50,0	60,0

Image: insert with Slip on Nut.

**// H1821592**

**Multispiral 90° Metric Female 24° Cone with O-Ring ISO 8434-1 -  
Light Series DKOL 90 Solid one piece**



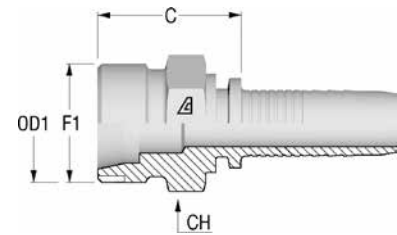
Item Code	Product Code	Nut Type	ID (Dash)	ID (mm)	ID (in)	F1	OD1	C (mm)	D Drop (mm)	CH1 (mm)
1262215	H1821592-061600	Thrust wire nut	6	10,0	3/8"	M16X1.5	10	35,0	36,0	19,0
1261193	H1821593-061800	Slip on nut	6	10,0	3/8"	M18X1.5	12	33,0	39,0	22,0
1262217	H1821593-062200	Slip on nut	6	10,0	3/8"	M22X1.5	15	36,0	38,5	27,0
1259263	H1821592-082200	Thrust wire nut	8	13,0	1/2"	M22X1.5	15	39,0	44,5	27,0
1260039	H1821592-102600	Thrust wire nut	10	16,0	5/8"	M26X1.5	18	58,0	64,0	36,0
1259002	H1821592-122600	Thrust wire nut	12	19,0	3/4"	M26X1.5	18	60,0	64,0	36,0
1257191	H1821592-123000	Thrust wire nut	12	19,0	3/4"	M30X2	22	55,0	66,0	36,0
1257059	H1821592-163600	Thrust wire nut	16	25,0	1"	M36X2	25	75,0	77,0	41,0
1259004	H1821592-204500	Thrust wire nut	20	32,0	1 1/4"	M45X2	30	87,0	92,0	50,0
1259033	H1821592-245200	Thrust wire nut	24	38,0	1 1/2"	M52X2	38	108,0	104,0	60,0

Image: insert with Slip on Nut.

Design and dimensions shown may be changed without prior notice

## // H1811210

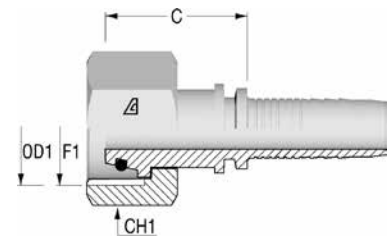
**Metric Male 24° Seat**  
**DIN 3853 - Heavy Series**  
**CES**



Item Code	Product Code	ID (Dash)	ID (mm)	ID (in)	F1	OD1	C (mm)	CH (mm)
1260985	H1811210-062000	6	10,0	3/8"	M20X1.5	12	26,0	22,0
1261028	H1811210-062200	6	10,0	3/8"	M22X1.5	14	28,0	22,0
1260441	H1811210-082000	8	13,0	1/2"	M20X1.5	14	27,1	22,0
1259267	H1811210-082400	8	13,0	1/2"	M24X1.5	16	29,1	24,0
1260443	H1811210-083000	8	13,0	1/2"	M30X2	20	33,1	32,0
1260444	H1811210-103000	10	16,0	5/8"	M30X2	20	33,8	32,0
1258312	H1811210-123000	12	19,0	3/4"	M30X2	20	35,1	32,0
1257032	H1811210-123600	12	19,0	3/4"	M36X2	25	30,0	36,0
1258123	H1811210-163600	16	25,0	1"	M36X2	25	39,1	36,0
1257041	H1811210-164200	16	25,0	1"	M42X2	30	41,1	46,0
1258561	H1811210-204200	20	32,0	1 1/4"	M42X2	30	45,9	46,0
1257093	H1811210-205200	20	32,0	1 1/4"	M52X2	38	49,9	55,0
1259040	H1811210-245200	24	38,0	1 1/2"	M52X2	42	52,0	55,0

## // H1821613

**Metric Female 24° Cone with O-Ring**  
**ISO 8434-1 - Heavy Series**  
**DKOS**

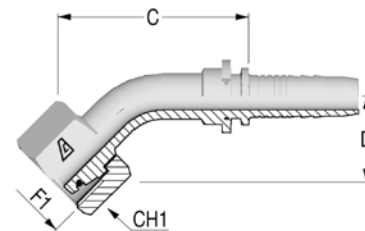


Item Code	Product Code	Nut Type	ID (Dash)	ID (mm)	ID (in)	F1	OD1	C (mm)	CH1 (mm)
1262227	H1821612-061600	Thrust wire nut	6	10,0	3/8"	M16X1.5	8	22,9	19,0
1262229	H1821612-061800	Thrust wire nut	6	10,0	3/8"	M18X1.5	10	24,0	22,0
1259300	H1821613-062000	Slip on nut	6	10,0	3/8"	M20X1.5	12	28,3	24,0
1259875	H1821613-062200	Slip on nut	6	10,0	3/8"	M22X1.5	14	31,8	27,0
1262231	H1821613-062400	Slip on nut	6	10,0	3/8"	M24X1.5	16	33,6	30,0
1259269	H1821612-082000	Thrust wire nut	8	13,0	1/2"	M20X1.5	12	25,6	24,0
1259271	H1821612-082400	Thrust wire nut	8	13,0	1/2"	M24X1.5	16	27,3	30,0
1259261	H1821613-083000	Slip on nut	8	13,0	1/2"	M30X2	20	41,5	36,0
1259301	H1821613-103000	Slip on nut	10	16,0	5/8"	M30X2	20	37,2	36,0
1257103	H1821612-123000	Thrust wire nut	12	19,0	3/4"	M30X2	20	37,4	36,0
1259042	H1821612-123600	Thrust wire nut	12	19,0	3/4"	M36X2	25	44,6	36,0
1257094	H1821613-123600	Slip on nut	12	19,0	3/4"	M36X2	25	41,7	46,0
1258578	H1821612-124200	Thrust wire nut	12	19,0	3/4"	M42X2	30	46,1	41,0
1257051	H1821612-163600	Thrust wire nut	16	25,0	1"	M36X2	25	46,6	46,0
1257055	H1821613-164200	Slip on nut	16	25,0	1"	M42X2	30	45,8	50,0
1258543	H1821612-204200	Thrust wire nut	20	32,0	1 1/4"	M42X2	30	50,0	50,0
1255917	H1821613-205200	Slip on nut	20	32,0	1 1/4"	M52X2	38	50,0	60,0
1258302	H1821612-245200	Thrust wire nut	24	38,0	1 1/2"	M52X2	38	57,0	60,0

Image: insert with Slip on Nut.

**// H1821643**

**45° Metric Female 24° Cone with O-Ring**  
**ISO 8434-1 - Heavy Series**  
**DKOS 45**  
**Solid one piece**

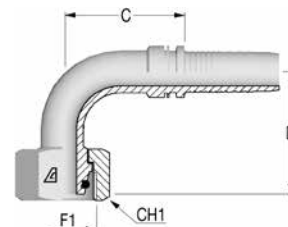


Item Code	Product Code	Nut Type	ID (Dash)	ID (mm)	ID (in)	F1	OD1	C (mm)	D Drop (mm)	CH1 (mm)
1262241	H1821642-061600	Thrust wire nut	6	10,0	3/8"	M16X1.5	8	47,0	21,0	19,0
1262243	H1821642-061800	Thrust wire nut	6	10,0	3/8"	M18X1.5	10	47,0	21,0	22,0
1259302	H1821643-062000	Slip on nut	6	10,0	3/8"	M20X1.5	12	48,0	20,0	24,0
1261180	H1821643-062200	Slip on nut	6	10,0	3/8"	M22X1.5	12	50,0	21,0	27,0
1262245	H1821643-062400	Slip on nut	6	10,0	3/8"	M24X1.5	16	51,0	21,0	30,0
1260452	H1821642-082000	Thrust wire nut	8	13,0	1/2"	M20X1.5	12	54,0	24,0	24,0
1259275	H1821642-082400	Thrust wire nut	8	13,0	1/2"	M24X1.5	16	66,7	33,0	30,0
1260449	H1821643-083000	Slip on nut	8	13,0	1/2"	M30X2	20	66,0	30,0	36,0
1259304	H1821643-103000	Slip on nut	10	16,0	5/8"	M30X2	20	66,0	30,0	36,0
1258305	H1821642-123000	Thrust wire nut	12	19,0	3/4"	M30X2	20	74,0	33,0	36,0
1257064	H1821643-123600	Slip on nut	12	19,0	3/4"	M36X2	25	71,0	33,0	46,0
1258315	H1821642-163600	Thrust wire nut	16	25,0	1"	M36X2	25	94,0	37,5	46,0
1257048	H1821643-164200	Slip on nut	16	25,0	1"	M42X2	30	110,0	35,5	50,0
1260951	H1821642-204200	Thrust wire nut	20	32,0	1 1/4"	M42X2	30	99,0	44,0	50,0
1255919	H1821643-205200	Slip on nut	20	32,0	1 1/4"	M52X2	38	111,0	45,0	60,0
1258402	H1821642-245200	Thrust wire nut	24	38,0	1 1/2"	M52X2	38	127,0	45,0	60,0

Image: insert with Slip on Nut.

**// H1821693**

**90° Metric Female 24° Cone with O-Ring**  
**ISO 8434-1 - Heavy Series**  
**DKOS 90**  
**Solid one piece**



Item Code	Product Code	Nut Type	ID (Dash)	ID (mm)	ID (in)	F1	OD1	C (mm)	D Drop (mm)	CH1 (mm)
1262255	H1821692-061600	Thrust wire nut	6	10,0	3/8"	M16X1.5	8	35,0	38,0	19,0
1262257	H1821692-061800	Thrust wire nut	6	10,0	3/8"	M18X1.5	10	35,0	38,0	22,0
1259303	H1821693-062000	Slip on nut	6	10,0	3/8"	M20X1.5	12	34,0	38,5	24,0
1262259	H1821693-062200	Slip on nut	6	10,0	3/8"	M22X1.5	14	34,0	40,5	27,0
1262261	H1821693-062400	Slip on nut	6	10,0	3/8"	M24X1.5	16	35,0	41,0	30,0
1260451	H1821692-082000	Thrust wire nut	8	13,0	1/2"	M20X1.5	12	40,0	45,0	24,0
1259273	H1821692-082400	Thrust wire nut	8	13,0	1/2"	M24X1.5	16	48,5	59,0	30,0
1260448	H1821693-083000	Slip on nut	8	13,0	1/2"	M30X2	20	46,0	50,0	36,0
1259305	H1821693-103000	Slip on nut	10	16,0	5/8"	M30X2	20	48,0	55,0	36,0
1258253	H1821692-123000	Thrust wire nut	12	19,0	3/4"	M30X2	20	66,1	67,5	36,0
1257067	H1821693-123600	Slip on nut	12	19,0	3/4"	M36X2	25	51,0	59,5	46,0
1257060	H1821692-163600	Thrust wire nut	16	25,0	1"	M36X2	25	76,0	82,0	46,0
1257045	H1821693-164200	Slip on nut	16	25,0	1"	M42X2	30	85,0	70,0	50,0
1258559	H1821692-204200	Thrust wire nut	20	32,0	1 1/4"	M42X2	30	87,0	87,5	50,0
1258503	H1821693-205200	Slip on nut	20	32,0	1 1/4"	M52X2	38	95,0	92,0	60,0
1258334	H1821692-245200	Thrust wire nut	24	38,0	1 1/2"	M52X2	38	105,0	95,0	60,0

Image: insert with Slip on Nut.

TWO PIECES

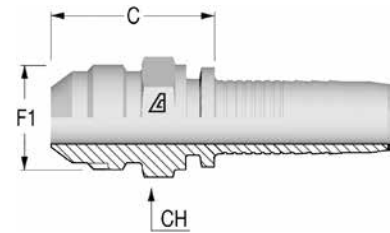
Design and dimensions shown may be changed without prior notice

## // JIC 37° INSERTS

## // H1812510

JIC Male 37° Cone

AGJ

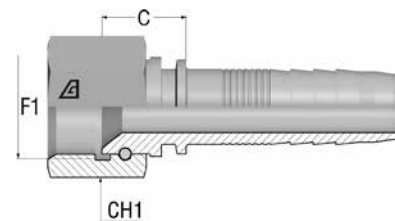


Item Code	Product Code	ID (Dash)	ID (mm)	ID (in)	F1 Dash	F1	C (mm)	CH (mm)
1255939	H1812510-060600	6	10,0	3/8"	6	9/16-18	27,0	17,0
1259906	H1812510-060800	6	10,0	3/8"	8	3/4-16	25,5	19,0
1255965	H1812510-080800	8	13,0	1/2"	8	3/4-16	30,6	19,0
1259245	H1812510-081000	8	13,0	1/2"	10	7/8-14	34,6	24,0
1261035	H1812510-081200	8	13,0	1/2"	12	1 1/16-12	37,1	27,0
1255988	H1812510-101000	10	16,0	5/8"	10	7/8-14	35,3	24,0
1256038	H1812510-121200	12	19,0	3/4"	12	1 1/16-12	39,1	27,0
1261038	H1812510-121400	12	19,0	3/4"	14	1 3/16-12	41,6	32,0
1258959	H1812510-121600	12	19,0	3/4"	16	1 5/16-12	44,1	36,0
1255826	H1812510-161600	16	25,0	1"	16	1 5/16-12	46,1	36,0
1259739	H1812510-162000	16	25,0	1"	20	1 5/8-12	49,6	46,0
1257092	H1812510-202000	20	32,0	1 1/4"	20	1 5/8-12	50,4	46,0
1261039	H1812510-202400	20	32,0	1 1/4"	24	1 7/8-12	54,4	50,0
1258599	H1812510-242400	24	38,0	1 1/2"	24	1 7/8-12	56,5	50,0
1258963	H1812510-323200	32	51,0	2"	32	2 1/2-12	71,2	65,0

## // H1822512

JIC Female 37° Seat

DKJ

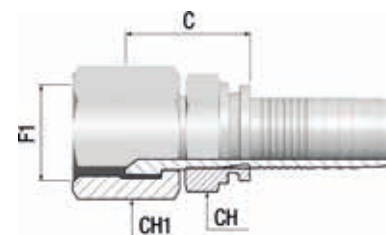


Item Code	Product Code	Nut Type	ID (Dash)	ID (mm)	ID (in)	F1 Dash	F1	C (mm)	CH1 (mm)
1260287	H1822511-060400	Crimped	6	10,0	3/8"	4	7/16-20	15,3	16,0
1260288	H1822511-060500	Crimped	6	10,0	3/8"	5	1/2-20	16,0	17,0
1258632	H1822511-060600	Crimped	6	10,0	3/8"	6	9/16-18	16,0	19,0
1260290	H1822511-080600	Crimped	8	13,0	1/2"	6	9/16-18	16,1	19,0
1258633	H1822511-080800	Crimped	8	13,0	1/2"	8	3/4-16	18,6	25,0
1260297	H1822511-081000	Crimped	8	13,0	1/2"	10	7/8-14	19,6	27,0
1260293	H1822511-100800	Crimped	10	16,0	5/8"	8	3/4-16	19,2	25,0
1258634	H1822511-101000	Crimped	10	16,0	5/8"	10	7/8-14	20,3	27,0
1260296	H1822511-121000	Crimped	12	19,0	3/4"	10	7/8-14	21,6	27,0
1258252	H1822512-121200	Thrust wire nut	12	19,0	3/4"	12	1 1/16-12	22,8	32,0
1258307	H1822512-121600	Thrust wire nut	12	19,0	3/4"	16	1 5/16-12	24,6	38,0
1258265	H1822512-161600	Thrust wire nut	16	25,0	1"	16	1 5/16-12	18,5	38,0
1258328	H1822512-162000	Thrust wire nut	16	25,0	1"	20	1 5/8-12	29,2	50,0
1258498	H1822512-202000	Thrust wire nut	20	32,0	1 1/4"	20	1 5/8-12	30,0	50,0
1258507	H1822512-202400	Thrust wire nut	20	32,0	1 1/4"	24	1 7/8-12	34,0	55,0
1258332	H1822512-242400	Thrust wire nut	24	38,0	1 1/2"	24	1 7/8-12	23,5	55,0
1258604	H1822512-323200	Thrust wire nut	32	51,0	2"	32	2 1/2-12	43,3	70,0

Image: insert with Thrust Wire Nut.

**// H1826514**

**JIC Female 37° Seat with double Hexagon  
DKJ and solid nut**



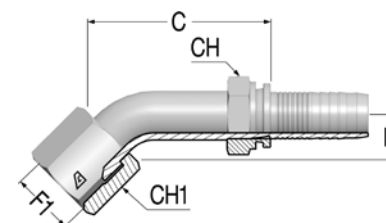
Item Code	Product Code	Nut Type	ID (Dash)	ID (mm)	ID (in)	F1 Dash	F1	C (mm)	CH (mm)	CH1 (mm)
1257769	H1826514-060600	Slip on nut	6	10,0	3/8"	6	9/16-18	22,5	17,0	19,0
1258929	H1826514-060800	Slip on nut	6	10,0	3/8"	8	3/4-16	23,5	17,0	19,0
1257597	H1826514-080800	Slip on nut	8	13,0	1/2"	8	3/4-16	25,9	19,0	22,0
1258930	H1826514-081000	Slip on nut	8	13,0	1/2"	10	7/8-14	27,2	19,0	27,0
1259954	H182651K-081200	Slip on nut	8	13,0	1/2"	12	1 1/16-12	30,7	24,0	32,0
1257847	H1826514-101000	Slip on nut	10	16,0	5/8"	10	7/8-14	29,8	24,0	27,0
1260020	H1826514-101200	Slip on nut	10	16,0	5/8"	12	1 1/16-12	29,4	24,0	32,0
1260013	H1826511-121000	Crimped	12	19,0	3/4"	10	7/8-14	29,6		27,0
1257212	H1826514-121200	Slip on nut	12	19,0	3/4"	12	1 1/16-12	30,9	27,0	32,0
1258931	H1826514-121600	Slip on nut	12	19,0	3/4"	16	1 5/16-12	31,8	27,0	41,0
1260018	H1826511-161200	Crimped	16	25,0	1"	12	1 1/16-12	36,1		32,0
1257044	H1826514-161600	Slip on nut	16	25,0	1"	16	1 5/16-12	37,7	36,0	41,0
1258932	H1826514-162000	Slip on nut	16	25,0	1"	20	1 5/8-12	39,2	36,0	50,0
1255909	H1826512-202000	Thrust wire nut	20	32,0	1 1/4"	20	1 5/8-12	43,0		50,0
1257202	H1826512-242400	Thrust wire nut	24	38,0	1 1/2"	24	1 7/8-12	48,4		55,0
1257200	H1826512-323200	Thrust wire nut	32	51,0	2"	32	2 1/2-12	59,2		70,0

Product Codes roots ending with K: insert with double hexagon knurled (ex. H182651K). Product Codes roots ending with 1 or 2: without stem hexagon (ex. H1826511, H1826512)

TWO PIECES

**// H1826544**

**45° JIC Female 37° Seat  
Solid Nut**



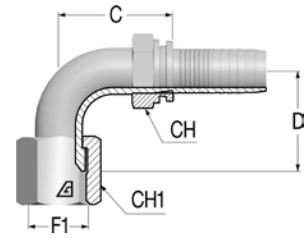
Item Code	Product Code	Nut Type	ID (Dash)	ID (mm)	ID (in)	F1 Dash	F1	C (mm)	D Drop (mm)	CH (mm)	CH1 (mm)
1258483	H1826544-06060S	Slip on nut	6	10,0	3/8"	6	9/16-18	43,0	11,0	17,0	17,0
1258467	H1826544-08080S	Slip on nut	8	13,0	1/2"	8	3/4-16	65,0	15,0	19,0	22,0
1259282	H1826544-08100S	Slip on nut	8	13,0	1/2"	10	7/8-14	52,0	16,0	19,0	27,0
1258460	H1826544-10100S	Slip on nut	10	16,0	5/8"	10	7/8-14	66,0	16,0	24,0	27,0
1259910	H1826544-10120S	Slip on nut	10	16,0	5/8"	12	1 1/16-12	64,0	21,0	24,0	32,0
1260955	H1822542-121000	Thrust wire nut	12	19,0	3/4"	10	7/8-14	61,0	25,0		27,0
1258441	H1826544-12120S	Slip on nut	12	19,0	3/4"	12	1 1/16-12	67,0	21,0	27,0	32,0
1257533	H1826544-121200	Slip on nut	12	19,0	3/4"	12	1 1/16-12	75,0	30,0	27,0	32,0
1258449	H1826544-16160S	Slip on nut	16	25,0	1"	16	1 5/16-12	90,0	24,0	32,0	41,0
1257534	H1826544-161600	Slip on nut	16	25,0	1"	16	1 5/16-12	85,0	31,0	32,0	41,0
1257075	H1822542-202000	Thrust wire nut	20	32,0	1 1/4"	20	1 5/8-12	98,0	37,0		50,0
1258438	H1822542-242400	Thrust wire nut	24	38,0	1 1/2"	24	1 7/8-12	118,0	43,5		55,0
1259087	H1822542-323200	Thrust wire nut	32	51,0	2"	32	2 1/2-12	189,0	58,0		70,0

Product Codes roots ending with 4: with stem hexagon (ex. H1822544)

Design and dimensions shown may be changed without prior notice

## // H1826594-S

**90° JIC Female 37° Seat**  
**Short Drop**  
**Solid Nut**

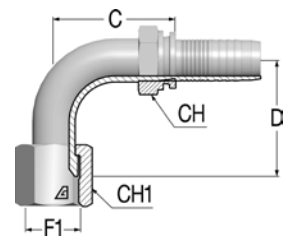


Item Code	Product Code	Nut Type	ID (Dash)	ID (mm)	ID (in)	F1 Dash	F1	C (mm)	D Drop (mm)	CH (mm)	CH1 (mm)
1258481	H1826594-06060S	Slip on nut	6	10,0	3/8"	6	9/16-18	43,0	25,0	17,0	17,0
1261311	H1826594-06080S	Slip on nut	6	10,0	3/8"	8	3/4-16	37,0	29,0	17,0	22,0
1258465	H1826594-08080S	Slip on nut	8	13,0	1/2"	8	3/4-16	48,0	29,0	19,0	22,0
1259281	H1826594-08100S	Slip on nut	8	13,0	1/2"	10	7/8-14	47,0	32,0	19,0	27,0
1261200	H1826594-08120S	Slip on nut	8	13,0	1/2"	12	1 1/16-12	61,0	48,0	19,0	27,0
1258458	H1826594-10100S	Slip on nut	10	16,0	5/8"	10	7/8-14	43,0	37,0	24,0	27,0
1260474	H1826594-10120S	Slip on nut	10	16,0	5/8"	12	1 1/16-12	64,0	48,0	27,0	32,0
1257659	H1826594-12120S	Slip on nut	12	19,0	3/4"	12	1 1/16-12	64,0	48,0	27,0	32,0
1260708	H1822593-12160S	Slip on nut	12	19,0	3/4"	16	1 5/16-12	55,1	53,0		41,0
1261203	H1826594-12160S	Slip on nut	12	19,0	3/4"	16	1 5/16-12	75,0	56,0	27,0	32,0
1258278	H1826594-16160S	Slip on nut	16	25,0	1"	16	1 5/16-12	87,0	56,0	32,0	41,0

Product Codes roots ending with 4: with stem hexagon (ex. H1822594).

## // H1826594-M

**90° JIC Female 37° Seat**  
**Medium Drop**  
**Solid Nut**



Item Code	Product Code	Nut Type	ID (Dash)	ID (mm)	ID (in)	F1 Dash	F1	C (mm)	D Drop (mm)	CH (mm)	CH1 (mm)
1258478	H1826594-06060M	Slip on nut	6	10,0	3/8"	6	9/16-18	43,0	38,0	17,0	17,0
1261310	H1826594-06080M	Slip on nut	6	10,0	3/8"	8	3/4-16	37,0	41,0	17,0	22,0
1258463	H1826594-08080M	Slip on nut	8	13,0	1/2"	8	3/4-16	50,0	41,0	19,0	22,0
1261199	H1826594-08120M	Slip on nut	8	13,0	1/2"	12	1 1/16-12	61,0	58,0	19,0	27,0
1258456	H1826594-10100M	Slip on nut	10	16,0	5/8"	10	7/8-14	50,0	47,0	24,0	27,0
1260472	H1826594-10120M	Slip on nut	10	16,0	5/8"	12	1 1/16-12	54,0	58,0	24,0	32,0
1260953	H1822592-121000	Thrust wire nut	12	19,0	3/4"	10	7/8-14	50,0	48,0		27,0
1257658	H1826594-12120M	Slip on nut	12	19,0	3/4"	12	1 1/16-12	54,0	58,0	27,0	32,0
1257535	H1826594-161600	Slip on nut	16	25,0	1"	16	1 5/16-12	76,0	67,0	32,0	41,0
1258443	H1826594-16160M	Slip on nut	16	25,0	1"	16	1 5/16-12	72,0	71,0	32,0	41,0
1259769	H1822592-162000	Thrust wire nut	16	25,0	1"	20	1 5/8-12	72,0	80,0		50,0
1257204	H1822592-20200M	Thrust wire nut	20	32,0	1 1/4"	20	1 5/8-12	84,0	78,0		50,0
1257207	H1822592-242400	Thrust wire nut	24	38,0	1 1/2"	24	1 7/8-12	104,0	92,0		55,0
1258976	H1822592-323200	Thrust wire nut	32	51,0	2"	32	2 1/2-12	141,0	135,0		70,0

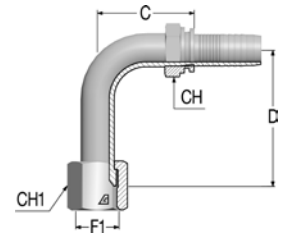
Product Codes roots ending with 4: with stem hexagon (ex. H1826594).

**// H1826594-L**

**90° JIC Female 37° Seat**

**Long Drop**

**Solid Nut**



Item Code	Product Code	Nut Type	ID (Dash)	ID (mm)	ID (in)	F1 Dash	F1	C (mm)	D Drop (mm)	CH (mm)	CH1 (mm)
1258476	H1826594-06060L	Slip on nut	6	10,0	3/8"	6	9/16-18	43,0	54,0	17,0	17,0
1261303	H1826594-06080L	Slip on nut	6	10,0	3/8"	8	3/4-16	46,0	64,0	17,0	22,0
1258461	H1826594-08080L	Slip on nut	8	13,0	1/2"	8	3/4-16	50,0	64,0	19,0	22,0
1261167	H1826594-08100L	Slip on nut	8	13,0	1/2"	10	7/8-14	50,0	70,0	19,0	27,0
1261168	H1826594-08120L	Slip on nut	8	13,0	1/2"	12	1 1/16-12	43,0	96,0	19,0	32,0
1258454	H1826594-10100L	Slip on nut	10	16,0	5/8"	10	7/8-14	50,0	70,0	24,0	27,0
1261201	H1826594-10120L	Slip on nut	10	16,0	5/8"	12	1 1/16-12	64,0	96,0	24,0	32,0
1258447	H1826594-12120L	Slip on nut	12	19,0	3/4"	12	1 1/16-12	54,0	96,0	27,0	32,0
1260707	H1822593-12160L	Slip on nut	12	19,0	3/4"	16	1 5/16-12	55,1	114,0		41,0
1261202	H1826594-12160L	Slip on nut	12	19,0	3/4"	16	1 5/16-12	57,0	114,0	27,0	32,0
1258445	H1826594-16160L	Slip on nut	16	25,0	1"	16	1 5/16-12	72,0	114,0	32,0	41,0
1258494	H1822592-20200L	Thrust wire nut	20	32,0	1 1/4"	20	1 5/8-12	84,0	129,0		50,0

Product Codes roots ending with 4: with stem hexagon (ex. H1822594).

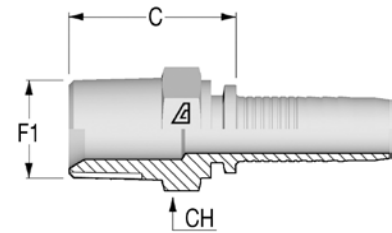
TWO PIECES

Design and dimensions shown may be changed without prior notice

## // NPTF INSERTS

## // H1812810

NPTF Male 60° Seat  
AGN



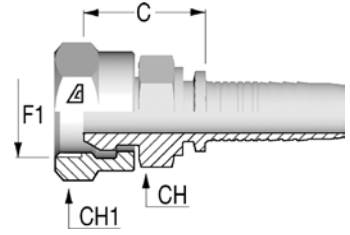
Item Code	Product Code	ID (Dash)	ID (mm)	ID (in)	F1 Dash	F1	C (mm)	CH (mm)
1259879	H1812810-060400	6	10,0	3/8"	4	1/4-18	27,5	17,0
1259969	H1812810-060600	6	10,0	3/8"	6	3/8-18	23,5	19,0
1261056	H1812810-060800	6	10,0	3/8"	8	1/2-14	32,0	22,0
1260282	H1812810-080600	8	13,0	1/2"	6	3/8-18	28,6	19,0
1259279	H1812810-080800	8	13,0	1/2"	8	1/2-14	32,1	22,0
1261059	H1812810-081200	8	13,0	1/2"	12	3/4-14	34,1	27,0
1260285	H1812810-100800	10	16,0	5/8"	8	1/2-14	33,1	24,0
1259908	H1812810-101200	10	16,0	5/8"	12	3/4-14	34,8	27,0
1260286	H1812810-120800	12	19,0	3/4"	8	1/2-14	35,1	27,0
1257080	H1812810-121200	12	19,0	3/4"	12	3/4-14	36,1	27,0
1259139	H1812810-121600	12	19,0	3/4"	16	1-11 1/2	38,0	36,0
1255828	H1812810-161600	16	25,0	1"	16	1-11 1/2	47,1	36,0
1258860	H1812810-162000	16	25,0	1"	20	1 1/4-11 1/2	50,1	46,0
1257086	H1812810-202000	20	32,0	1 1/4"	20	1 1/4-11 1/2	50,9	46,0
1260470	H1812810-202400	20	32,0	1 1/4"	24	1 1/2-11 1/2	52,4	50,0
1257183	H1812810-242400	24	38,0	1 1/2"	24	1 1/2-11 1/2	54,5	50,0
1257185	H1812810-323200	32	51,0	2"	32	2-11 1/2	63,4	65,0

TWO PIECES

# // NPSM

## // H1827311

### NPSM Female



Item Code	Product Code	Nut Type	ID (Dash)	ID (mm)	ID (in)	F1 Dash	F1	C (mm)	CH (mm)	CH1 (mm)
1260303	H1827311-060600	Crimped	6	10,0	3/8"	6	3/8-18	25,5	19,0	22,0
1260302	H1827311-080800	Crimped	8	13,0	1/2"	8	1/2-14	26,6	22,0	27,0
1259144	H1827311-121200	Crimped	12	19,0	3/4"	12	3/4-14	24,1	32,0	32,0
1259147	H1827311-161600	Crimped	16	25,0	1"	16	1-11 1/2	28,1	38,0	38,0

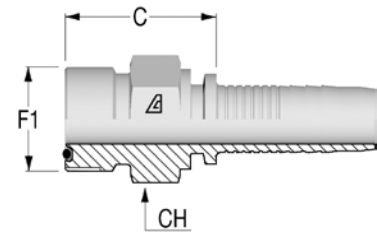
TWO PIECES

Design and dimensions shown may be changed without prior notice

## // ORFS INSERTS

## // H1812410

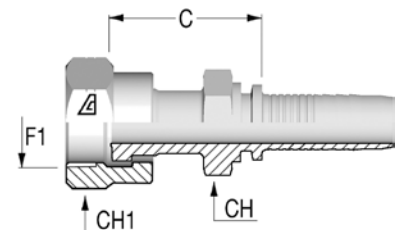
## ORFS Male



Item Code	Product Code	ID (Dash)	ID (mm)	ID (in)	F1 Dash	F1	C (mm)	CH (mm)
1255954	H1812410-060600	6	10,0	3/8"	6	11/16-16	25,0	19,0
1255975	H1812410-080800	8	13,0	1/2"	8	13/16-16	27,1	22,0
1261031	H1812410-081000	8	13,0	1/2"	10	1-14	30,6	27,0
1261032	H1812410-081200	8	13,0	1/2"	12	1 3/16-12	34,1	32,0
1256029	H1812410-101000	10	16,0	5/8"	10	1-14	31,3	27,0
1261033	H1812410-101200	10	16,0	5/8"	12	1 3/16-12	34,8	32,0
1261034	H1812410-121000	12	19,0	3/4"	10	1-14	32,6	27,0
1256049	H1812410-121200	12	19,0	3/4"	12	1 3/16-12	36,1	32,0
1259141	H1812410-121600	12	19,0	3/4"	16	1 7/16-12	39,6	41,0
1257070	H1812410-161600	16	25,0	1"	16	1 7/16-12	40,6	38,0
1258864	H1812410-162000	16	25,0	1"	20	1 11/16-12	42,6	46,0
1257090	H1812410-202000	20	32,0	1 1/4"	20	1 11/16-12	43,4	46,0

## // H1822411

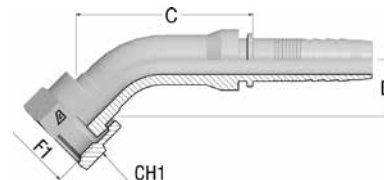
## ORFS Female with Stem Hexagon



Item Code	Product Code	Nut Type	ID (Dash)	ID (mm)	ID (in)	F1 Dash	F1	C (mm)	CH (mm)	CH1 (mm)
1255952	H1822411-060600	Crimped	6	10,0	3/8"	6	11/16-16	31,0	17,0	22,0
1259989	H1822411-060800	Crimped	6	10,0	3/8"	8	13/16-16	36,0	22,0	24,0
1255982	H1822411-080800	Crimped	8	13,0	1/2"	8	13/16-16	36,1	22,0	24,0
1259992	H1822411-081000	Crimped	8	13,0	1/2"	10	1-14	40,4	24,0	30,0
1259994	H1822411-081200	Crimped	8	13,0	1/2"	12	1 3/16-12	42,1	30,0	36,0
1256031	H1822411-101000	Crimped	10	16,0	5/8"	10	1-14	40,3	24,0	30,0
1260011	H1822411-101200	Crimped	10	16,0	5/8"	12	1 3/16-12	42,8	30,0	36,0
1261080	H1822411-121000	Crimped	12	19,0	3/4"	10	1-14	41,6	30,0	30,0
1256053	H1822411-121200	Crimped	12	19,0	3/4"	12	1 3/16-12	44,1	30,0	36,0
1256932	H1822411-121600	Crimped	12	19,0	3/4"	16	1 7/16-12	50,1	36,0	41,0
1258406	H1822411-161200	Crimped	16	25,0	1"	12	1 3/16-12	51,1	32,0	36,0
1255812	H1822411-161600	Crimped	16	25,0	1"	16	1 7/16-12	53,1	36,0	41,0
1255814	H1822411-162000	Crimped	16	25,0	1"	20	1 11/16-12	54,1	41,0	50,0
1255911	H1822411-202000	Crimped	20	32,0	1 1/4"	20	1 11/16-12	56,0	46,0	50,0
1256933	H1822411-242400	Crimped	24	38,0	1 1/2"	24	2-12	61,5	50,0	60,0

**// H1822441**

**45° ORFS Female**  
**Medium Drop**  
**DK ORFS 45M**  
**Solid one piece**

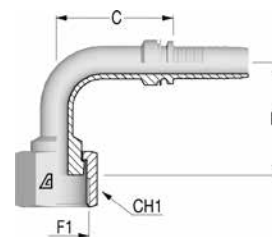


Item Code	Product Code	Nut Type	ID (Dash)	ID (mm)	ID (in)	F1 Dash	F1	C (mm)	D Drop (mm)	CH1 (mm)
1255963	H1822443-060600	Slip on nut	6	10,0	3/8"	6	11/16-16	48,0	17,0	22,0
1255986	H1822441-080800	Crimped	8	13,0	1/2"	8	13/16-16	54,0	22,0	24,0
1256036	H1822441-101000	Crimped	10	16,0	5/8"	10	1-14	58,0	17,0	30,0
1257078	H1822441-121200	Crimped	12	19,0	3/4"	12	1 3/16-12	82,0	26,0	36,0
1256059	H1822443-121200	Slip on nut	12	19,0	3/4"	12	1 3/16-12	67,0	21,0	36,0
1258416	H1822441-121600	Crimped	12	19,0	3/4"	16	1 7/16-12	81,0	28,0	41,0
1255837	H1822441-161600	Crimped	16	25,0	1"	16	1 7/16-12	95,0	28,0	41,0
1258440	H1822441-162000	Crimped	16	25,0	1"	20	1 11/16-12	88,0	28,0	50,0
1255915	H1822441-202000	Crimped	20	32,0	1 1/4"	20	1 11/16-12	108,0	36,5	50,0
1260006	H1822441-242400	Crimped	24	38,0	1 1/2"	24	2-12	126,0	37,0	60,0

Image: insert with Crimped Nut.

**// H1822493-S**

**90° ORFS Female**  
**Short Drop**  
**DK ORFS 90S**  
**Solid one piece**



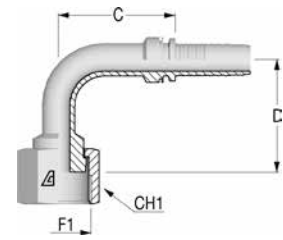
Item Code	Product Code	Nut Type	ID (Dash)	ID (mm)	ID (in)	F1 Dash	F1	C (mm)	D Drop (mm)	CH1 (mm)
1261183	H1822493-06060S	Slip on nut	6	10,0	3/8"	6	11/16-16	40,0	27,0	22,0
1259982	H1822491-10100S	Crimped	10	16,0	5/8"	10	1-14	52,0	32,0	30,0
1259151	H1822493-12120S	Slip on nut	12	19,0	3/4"	12	1 3/16-12	63,0	51,0	36,0
1259153	H1822491-16160S	Crimped	16	25,0	1"	16	1 7/16-12	81,0	58,0	41,0
1258867	H1822491-20200S	Crimped	20	32,0	1 1/4"	20	1 11/16-12	98,0	64,0	50,0
1261192	H1822491-24240S	Crimped	24	38,0	1 1/2"	24	2-12	104,0	78,0	60,0

Image: insert with Crimped Nut.

Design and dimensions shown may be changed without prior notice

**// H1822493-M**

**90° ORFS Female**  
**Medium Drop**  
**DK ORFS 90M**  
**Solid one piece**

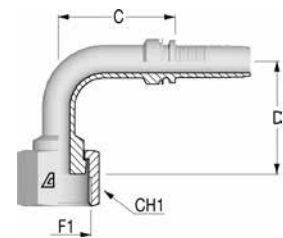


Item Code	Product Code	Nut Type	ID (Dash)	ID (mm)	ID (in)	F1 Dash	F1	C (mm)	D Drop (mm)	CH1 (mm)
1255960	H1822493-060600	Slip on nut	6	10,0	3/8"	6	11/16-16	43,0	38,0	22,0
1255984	H1822491-080800	Crimped	8	13,0	1/2"	8	13/16-16	35,0	42,0	24,0
1256034	H1822491-101000	Crimped	10	16,0	5/8"	10	1-14	56,0	44,0	30,0
1256055	H1822493-121200	Slip on nut	12	19,0	3/4"	12	1 3/16-12	63,0	58,0	36,0
1258681	H1822493-121600	Slip on nut	12	19,0	3/4"	16	1 7/16-12	63,0	58,0	41,0
1260016	H1822491-161200	Crimped	16	25,0	1"	12	1 3/16-12	65,0	58,0	36,0
1255835	H1822491-161600	Crimped	16	25,0	1"	16	1 7/16-12	80,0	66,0	41,0
1255913	H1822491-202000	Crimped	20	32,0	1 1/4"	20	1 11/16-12	101,0	81,0	50,0
1259949	H1822491-242400	Crimped	24	38,0	1 1/2"	24	2-12	126,0	99,0	60,0

Image: insert with Crimped Nut.

**// H1822493-L**

**90° ORFS Female**  
**Long Drop**  
**DK ORFS 90L**  
**Solid one piece**



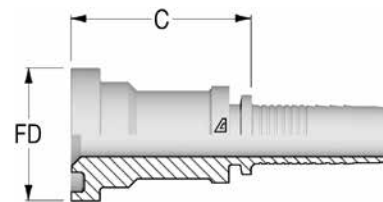
Item Code	Product Code	Nut Type	ID (Dash)	ID (mm)	ID (in)	F1 Dash	F1	C (mm)	D Drop (mm)	CH1 (mm)
1259986	H1822493-06060L	Slip on nut	6	10,0	3/8"	6	11/16-16	43,0	54,0	22,0
1260000	H1822491-08080L	Crimped	8	13,0	1/2"	8	13/16-16	35,0	64,0	24,0
1259997	H1822491-10100L	Crimped	10	16,0	5/8"	10	1-14	56,0	70,0	30,0
1259149	H1822493-12120L	Slip on nut	12	19,0	3/4"	12	1 3/16-12	63,0	96,0	36,0
1259984	H1822491-16160L	Crimped	16	25,0	1"	16	1 7/16-12	80,0	114,0	41,0
1258866	H1822491-20200L	Crimped	20	32,0	1 1/4"	20	1 11/16-12	101,0	129,0	50,0
1261191	H1822491-24240L	Crimped	24	38,0	1 1/2"	24	2-12	126,0	141,0	60,0

Image: insert with Crimped Nut.

# // SAE FLANGES

## // H1843310

Flange SAE 3000 psi J518 Code 61  
SFL

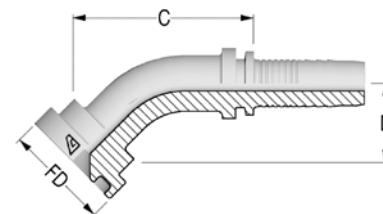


Item Code	Product Code	ID (Dash)	ID (mm)	ID (in)	F1 Dash	F1	FD (mm)	C (mm)	WP (psi)
1260783	H1843310-080800	8	13,0	1/2"	8	1/2	30,2	42,6	5000
1259277	H1843310-081200	8	13,0	1/2"	12	3/4	38,1	43,6	5000
1256975	H1843310-121200	12	19,0	3/4"	12	3/4	38,1	39,5	5000
1256986	H1843310-121600	12	19,0	3/4"	16	1	44,4	52,0	5000
1259877	H1843310-122000	12	19,0	3/4"	20	1 1/4	50,8	52,0	5000
1255817	H1843310-161600	16	25,0	1"	16	1	44,5	54,1	5000
1255819	H1843310-162000	16	25,0	1"	20	1 1/4	50,8	56,6	5000
1259958	H1843310-162400	16	25,0	1"	24	1 1/2	60,3	59,6	3000
1255886	H1843310-202000	20	32,0	1 1/4"	20	1 1/4	50,8	57,5	3000
1258560	H1843310-202400	20	32,0	1 1/4"	24	1 1/2	60,3	60,4	5000
1258432	H1843310-242000	24	38,0	1 1/2"	20	1 1/4	50,8	54,5	5000
1256999	H1843310-242400	24	38,0	1 1/2"	24	1 1/2	60,3	62,5	5000
1258422	H1843310-243200	24	38,0	1 1/2"	32	2	71,4	62,5	5000
1258299	H1843310-323200	32	50,0	2"	32	2	71,4	79,2	3000

TWO PIECES

## // H1843340

45° Flange SAE 3000 psi J518 Code 61  
SFL 45  
Solid one piece



Item Code	Product Code	ID (Dash)	ID (mm)	ID (in)	F1 Dash	F1	FD (mm)	C (mm)	D Drop (mm)	WP (psi)
1259904	H1843340-080800	8	13,0	1/2"	8	1/2	30,2	52,0	22,0	5000
1258293	H1843340-081200	8	13,0	1/2"	12	3/4	38,1	76,0	26,0	3000
1256980	H1843340-121200	12	19,0	3/4"	12	3/4	38,1	71,0	28,0	3000
1257630	H1843340-121600	12	19,0	3/4"	16	1	44,4	103,0	28,0	3000
1255851	H1843340-161600	16	25,0	1"	16	1	44,5	88,0	35,0	5000
1258340	H1843340-162000	16	25,0	1"	20	1 1/4	50,8	99,0	32,5	3000
1255892	H1843340-202000	20	32,0	1 1/4"	20	1 1/4	50,8	103,0	38,5	5000
1257023	H1843340-202400	20	32,0	1 1/4"	24	1 1/2	60,3	114,0	40,0	3000
1257002	H1843340-242400	24	38,0	1 1/2"	24	1 1/2	60,3	125,0	48,0	3000
1259046	H1843340-243200	24	38,0	1 1/2"	32	2	71,4	140,0	56,5	3000
1258414	H1843340-323200	32	50,0	2"	32	2	71,4	154,0	54,0	5000

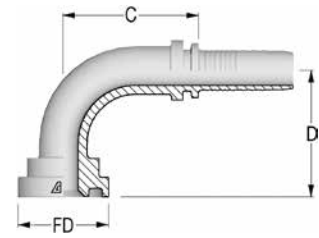
Design and dimensions shown may be changed without prior notice

## // H1843390

90° Flange SAE 3000 psi J518 Code 61

SFL 90

Solid one piece

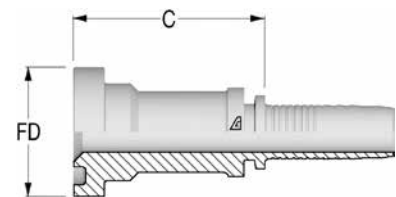


Item Code	Product Code	ID (Dash)	ID (mm)	ID (in)	F1 Dash	F1	FD (mm)	C (mm)	D Drop (mm)	WP (psi)
1259973	H1843390-080800	8	13,0	1/2"	8	1/2	31,8	53,0	42,0	3000
1258290	H1843390-081200	8	13,0	1/2"	12	3/4	38,1	45,0	51,0	3000
1256965	H1843390-121200	12	19,0	3/4"	12	3/4	38,1	58,0	65,0	3000
1256987	H1843390-121600	12	19,0	3/4"	16	1	44,4	68,0	59,0	3000
1259771	H1843390-161200	16	25,0	1"	12	3/4	38,1	85,0	55,0	3000
1255849	H1843390-161600	16	25,0	1"	16	1	44,5	79,0	64,0	5000
1257007	H1843390-162000	16	25,0	1"	20	1 1/4	50,8	75,0	69,0	3000
1255890	H1843390-202000	20	32,0	1 1/4"	20	1 1/4	50,8	91,0	81,0	5000
1258622	H1843390-202400	20	32,0	1 1/4"	24	1 1/2	60,3	87,0	85,0	5000
1257000	H1843390-242400	24	38,0	1 1/2"	24	1 1/2	60,3	103,0	93,0	3000
1258431	H1843390-243200	24	38,0	1 1/2"	32	2	71,4	138,0	97,0	5000
1258385	H1843390-323200	32	50,0	2"	32	2	71,4	139,0	130,0	3000

## // H1843610

Flange SAE 6000 psi J518 Code 62

SFS



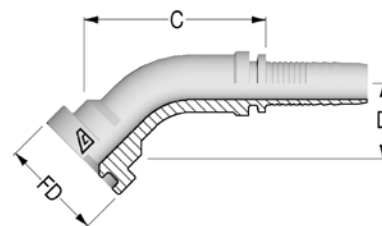
Item Code	Product Code	ID (Dash)	ID (mm)	ID (in)	F1 Dash	F1	FD (mm)	C (mm)	WP (psi)
1259205	H1843610-080800	8	13,0	1/2"	8	1/2	31,8	43,6	6000
1250893	H1843610-121200	12	19,0	3/4"	12	3/4	41,3	53,1	6000
1256988	H1843610-121600	12	19,0	3/4"	16	1	47,6	56,5	6000
1255824	H1843610-161200	16	25,0	1"	12	3/4	41,3	59,1	6000
1250885	H1843610-161600	16	25,0	1"	16	1	47,6	59,1	6000
1255821	H1843610-162000	16	25,0	1"	20	1 1/4	54,0	66,1	6000
1257998	H1843610-162400	16	25,0	1"	24	1 1/2	63,5	71,1	6000
1255884	H1843610-201600	20	32,0	1 1/4"	16	1	47,6	60,0	6000
1250350	H1843610-202000	20	32,0	1 1/4"	20	1 1/4	54,0	59,0	6000
1257017	H1843610-202400	20	32,0	1 1/4"	24	1 1/2	63,5	74,0	6000
1257009	H1843610-242000	24	38,0	1 1/2"	20	1 1/4	54,0	70,0	6000
1250857	H1843610-242400	24	38,0	1 1/2"	24	1 1/2	63,5	63,0	6000
1257028	H1843610-243200	24	38,0	1 1/2"	32	2	79,4	88,0	6000
1250340	H1843610-323200	32	50,0	2"	32	2	79,4	97,2	6000

**// H1843640**

**45° Flange SAE 6000 psi J518 Code 62**

**SFS 45**

**Solid one piece**



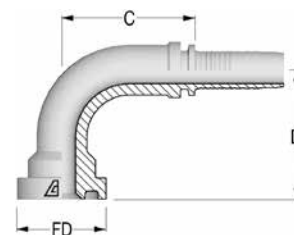
Item Code	Product Code	ID (Dash)	ID (mm)	ID (in)	F1 Dash	F1	FD (mm)	C (mm)	D Drop (mm)	WP (psi)
1259211	H1843640-080800	8	13,0	1/2"	8	1/2	31,8	56,0	23,0	6000
1256966	H1843640-121200	12	19,0	3/4"	12	3/4	41,3	85,0	30,0	6000
1256964	H1843640-121600	12	19,0	3/4"	16	1	47,6	81,0	33,0	6000
1257026	H1843640-161200	16	25,0	1"	12	3/4	41,3	77,0	29,5	6000
1255845	H1843640-161600	16	25,0	1"	16	1	47,6	98,0	38,5	6000
1255847	H1843640-162000	16	25,0	1"	20	1 1/4	54,0	96,0	44,0	6000
1257027	H1843640-201600	20	32,0	1 1/4"	16	1	47,6	97,0	34,0	6000
1255896	H1843640-202000	20	32,0	1 1/4"	20	1 1/4	54,0	102,0	41,0	6000
1257021	H1843640-202400	20	32,0	1 1/4"	24	1 1/2	63,5	117,0	48,0	6000
1256962	H1843640-242400	24	38,0	1 1/2"	24	1 1/2	63,5	143,0	48,0	6000
1258434	H1843640-243200	24	38,0	1 1/2"	32	2	79,4	137,0	55,0	6000
1258583	H1843640-323200	32	50,0	2"	32	2	79,4	186,0	67,0	6000

**// H1843690**

**90° Flange SAE 6000 psi J518 Code 62**

**SFS 90**

**Solid one piece**



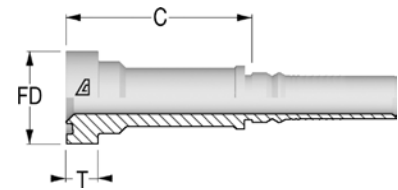
Item Code	Product Code	ID (Dash)	ID (mm)	ID (in)	F1 Dash	F1	FD (mm)	C (mm)	D Drop (mm)	WP (psi)
1259971	H1843690-080800	8	13,0	1/2"	8	1/2	31,8	44,0	42,0	6000
1256934	H1843690-121200	12	19,0	3/4"	12	3/4	41,3	65,0	64,0	6000
1256935	H1843690-121600	12	19,0	3/4"	16	1	47,6	65,0	66,0	6000
1258335	H1843690-161200	16	25,0	1"	12	3/4	41,3	75,0	61,0	6000
1255841	H1843690-161600	16	25,0	1"	16	1	47,6	75,0	74,0	6000
1256939	H1843690-162000	16	25,0	1"	20	1 1/4	54,0	79,0	85,0	6000
1255907	H1843690-201600	20	32,0	1 1/4"	16	1	47,6	86,0	72,0	6000
1257011	H1843690-202000	20	32,0	1 1/4"	20	1 1/4	54,0	96,0	91,0	6000
1257016	H1843690-202400	20	32,0	1 1/4"	24	1 1/2	63,5	99,0	103,5	6000
1259741	H1843690-242000	24	38,0	1 1/2"	20	1 1/4	54,0	112,0	85,0	6000
1256936	H1843690-242400	24	38,0	1 1/2"	24	1 1/2	63,5	114,0	109,0	6000
1258859	H1843690-243200	24	38,0	1 1/2"	32	2	79,4	119,0	121,5	6000
1257029	H1843690-323200	32	50,0	2"	32	2	79,4	168,0	134,0	6000

Design and dimensions shown may be changed without prior notice

## // SUPERCAT FLANGES

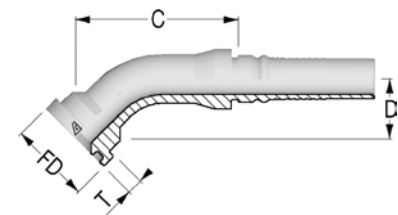
## // H1843910

## Flange SUPERCAT



Item Code	Product Code	ID (Dash)	ID (mm)	ID (in)	F1 Dash	F1	FD (mm)	T (mm)	C (mm)
1256983	H1843910-121200	12	19,0	3/4"	12	3/4	41,3	14,3	85,5
1256984	H1843910-121600	12	19,0	3/4"	16	1	47,6	14,3	87,0
1255830	H1843910-161600	16	25,0	1"	16	1	47,6	14,3	95,1
1255832	H1843910-162000	16	25,0	1"	20	1 1/4	54,0	14,3	95,1
1255888	H1843910-202000	20	32,0	1 1/4"	20	1 1/4	54,0	14,3	91,0
1257018	H1843910-202400	20	32,0	1 1/4"	24	1 1/2	63,5	14,3	87,0
1256940	H1843910-242400	24	38,0	1 1/2"	24	1 1/2	63,5	14,3	88,0
1258587	H1843910-323200	32	50,0	2"	32	2	79,4	14,3	99,2

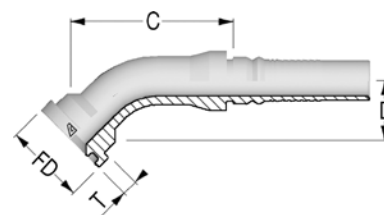
## // H1843920

22° Flange SUPERCAT  
Solid one piece

Item Code	Product Code	ID (Dash)	ID (mm)	ID (in)	F1 Dash	F1	FD (mm)	T (mm)	C (mm)	D Drop (mm)
1256997	H1843920-121200	12	19,0	3/4"	12	3/4	41,3	14,3	115,0	21,0
1257006	H1843920-121600	12	19,0	3/4"	16	1	47,6	14,3	122,0	17,0
1255865	H1843920-161600	16	25,0	1"	16	1	47,6	14,3	107,0	17,0
1258297	H1843920-162000	16	25,0	1"	20	1 1/4	54,0	14,3	140,0	18,0
1255904	H1843920-202000	20	32,0	1 1/4"	20	1 1/4	54,0	14,3	161,0	25,5
1257020	H1843920-202400	20	32,0	1 1/4"	24	1 1/2	63,5	14,3	170,0	22,0
1259891	H1843920-242400	24	38,0	1 1/2"	24	1 1/2	63,5	14,3	125,0	21,0

**// H1843930**

**30° Flange SUPERCAT Solid one piece**

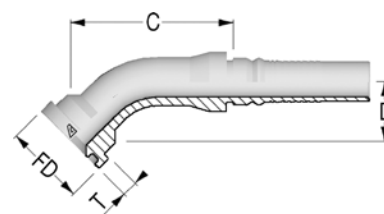


Item Code	Product Code	ID (Dash)	ID (mm)	ID (in)	F1 Dash	F1	FD (mm)	T (mm)	C (mm)	D Drop (mm)
1260203	H1843930-202000		32,0	1 1/4"	20	1 1/4	54,0	14,3	159,0	28,2
1256998	H1843930-121200	12	19,0	3/4"	12	3/4	41,3	14,3	113,0	24,0
1257545	H1843930-121600	12	19,0	3/4"	16	1	47,6	14,3	118,0	26,5
1257025	H1843930-161600	16	25,0	1"	16	1	47,6	14,3	138,0	27,0
1258858	H1843930-162000	16	25,0	1"	20	1 1/4	54,0	14,3	137,0	25,5
1258857	H1843930-202400	20	32,0	1 1/4"	24	1 1/2	63,5	14,3	167,0	30,5
1259890	H1843930-242400	24	38,0	1 1/2"	24	1 1/2	63,5	14,3	122,0	30,0

TWO PIECES

**// H1843940**

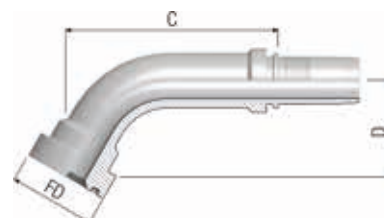
**45° Flange SUPERCAT Solid one piece**



Item Code	Product Code	ID (Dash)	ID (mm)	ID (in)	F1 Dash	F1	FD (mm)	T (mm)	C (mm)	D Drop (mm)
1256996	H1843940-121200	12	19,0	3/4"	12	3/4	41,3	14,3	107,0	33,7
1258113	H1843940-121600	12	19,0	3/4"	16	1	47,6	14,3	112,0	36,0
1255857	H1843940-161600	16	25,0	1"	16	1	47,6	14,3	129,0	42,5
1255859	H1843940-162000	16	25,0	1"	20	1 1/4	54,0	14,3	128,0	40,0
1257024	H1843940-202000	20	32,0	1 1/4"	20	1 1/4	54,0	14,3	149,0	45,0
1261684	H1843940-202400	20	32,0	1 1/4"	24	1 1/2	63,5	14,3	152,0	60,0
1259740	H1843940-242400	24	38,0	1 1/2"	24	1 1/2	63,5	14,3	182,0	52,0
1259899	H1843940-243200	24	38,0	1 1/2"	32	2	79,4	14,3	155,0	63,0
1259883	H1843940-323200	32	50,0	2"	32	2	79,4	14,3	191,0	67,0

**// H1843960**

**60° Flange SUPERCAT Solid one piece**



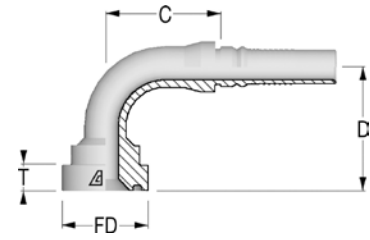
Item Code	Product Code	ID (Dash)	ID (mm)	ID (in)	F1 Dash	F1	FD (mm)	T (mm)	C (mm)	D Drop (mm)
1258682	H1843960-121200	12	19,0	3/4"	12	3/4	41,3	14,3	96,0	46,0
1258683	H1843960-121600	12	19,0	3/4"	16	1	47,6	14,3	101,0	48,5
1255861	H1843960-161600	16	25,0	1"	16	1	47,6	14,3	116,0	59,0
1255863	H1843960-162000	16	25,0	1"	20	1 1/4	54,0	14,3	128,0	40,0
1259885	H1843960-202000	20	32,0	1 1/4"	20	1 1/4	54,0	14,3	134,0	65,0
1261685	H1843960-202400	20	32,0	1 1/4"	24	1 1/2	63,5	14,3	140,0	70,0

Design and dimensions shown may be changed without prior notice

## // H1843990

## 90° Flange SUPERCAT

Solid one piece

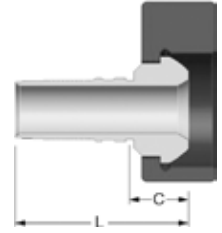


Item Code	Product Code	ID (Dash)	ID (mm)	ID (in)	F1 Dash	F1	FD (mm)	T (mm)	C (mm)	D Drop (mm)
1256994	H1843990-121200	12	19,0	3/4"	12	3/4	41,3	14,3	67,0	67,0
1256995	H1843990-121600	12	19,0	3/4"	16	1	47,6	14,3	69,0	70,0
1255853	H1843990-161600	16	25,0	1"	16	1	47,6	14,3	85,0	86,0
1255855	H1843990-162000	16	25,0	1"	20	1 1/4	54,0	14,3	80,0	82,5
1255902	H1843990-202000	20	32,0	1 1/4"	20	1 1/4	54,0	14,3	96,0	93,0
1257019	H1843990-202400	20	32,0	1 1/4"	24	1 1/2	63,5	14,3	97,0	101,0
1257005	H1843990-242400	24	38,0	1 1/2"	24	1 1/2	63,5	14,3	117,0	109,0
1258594	H1843990-323200	32	50,0	2"	32	2	79,4	14,3	141,0	138,5

## // HAMMER UNION

### // H1813F13

Male Hammer Union Fig. 1502 integral fitting with Lug Nut

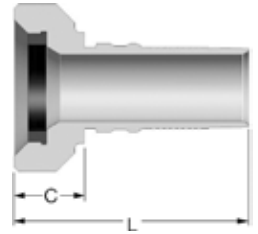


Item Code	Product Code	ID (Dash)	ID (mm)	ID (in)	C (mm)	L (mm)
1257188	H1813F13-323200	32	51,0	2"	65,2	153,2

TWO PIECES

### // H1823F10

Female Hammer Union Fig. 1502 integral fitting with Rubber Ring



Item Code	Product Code	ID (Dash)	ID (mm)	ID (in)	C (mm)	L (mm)
1257187	H1823F10-323200	32	51,0	2"	61,7	149,7



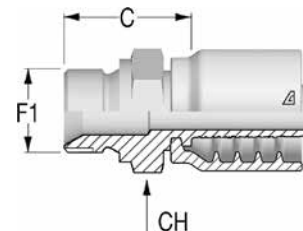
## // ALFACRIMP C18S - ONE PIECE - FITTINGS

// BSP INSERTS.....	28	// ORFS INSERTS.....	42
// DIN METRIC INSERTS.....	30	// SAE FLANGES.....	45
// JIC 37° INSERTS.....	35	// SUPERCAT FLANGES.....	48
// NPTF INSERTS.....	40	// HAMMER UNION.....	51
// NPSM INSERTS.....	41		

# // BSP INSERTS

## // C18S10510

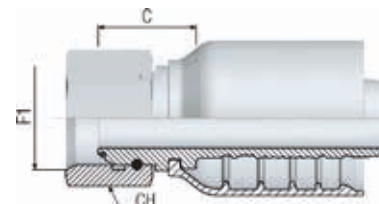
**BSP Male 60° Flare  
AGR**



Item Code	Product Code	ID (Dash)	ID (mm)	ID (in)	F1 Dash	F1	C (mm)	CH (mm)
1261006	C18S10510-06060	6	10,0	3/8"	6	3/8-19	28,5	22,0
1261007	C18S10510-06080	6	10,0	3/8"	8	1/2-14	32,0	27,0
1261008	C18S10510-08060	8	13,0	1/2"	6	3/8-19	28,6	22,0
1259237	C18S10510-08080	8	13,0	1/2"	8	1/2-14	32,1	27,0
1261009	C18S10510-08120	8	13,0	1/2"	12	3/4-14	36,1	32,0
1261010	C18S10510-10100	10	16,0	5/8"	10	5/8-14	34,7	30,0
1261011	C18S10510-10120	10	16,0	5/8"	12	3/4-14	36,8	32,0
1258947	C18S10510-12120	12	19,0	3/4"	12	3/4-14	38,1	32,0
1261012	C18S10510-12160	12	19,0	3/4"	16	1-11	44,1	41,0
1258948	C18S10510-16160	16	25,0	1"	16	1-11	46,1	41,0
1261013	C18S10510-16200	16	25,0	1"	20	1 1/4-11	49,1	50,0
1258949	C18S10510-20200	20	32,0	1 1/4"	20	1 1/4-11	50,0	50,0
1258950	C18S10510-24240	24	38,0	1 1/2"	24	1 1/2-11	55,0	55,0
1258951	C18S10510-32320	32	51,0	2"	32	2-11	66,7	70,0

## // C18S20812

**BSP Female 60° Cone with O-Ring  
DKOR**



Item Code	Product Code	Nut Type	ID (Dash)	ID (mm)	ID (in)	F1 Dash	F1	C (mm)	CH1 (mm)
1262185	C18S20811-04040	Crimped	4	6,0	1/4"	4	1/4-19	17,3	19,0
1259962	C18S20813-06060	Slip on nut	6	10,0	3/8"	6	3/8-19	24,0	22,0
1261127	C18S20813-06080	Slip on nut	6	10,0	3/8"	8	1/2-14	25,0	27,0
1259238	C18S20811-08080	Crimped	8	13,0	1/2"	8	1/2-14	25,1	27,0
1261128	C18S20813-08100	Slip on nut	8	13,0	1/2"	10	5/8-14	28,4	27,0
1262154	C18S20811-10100	Crimped	10	16,0	5/8"	10	5/8-14	18,8	27,0
1261129	C18S20811-10120	Crimped	10	16,0	5/8"	12	3/4-14	21,8	32,0
1257173	C18S20812-12120	Thrust wire nut	12	19,0	3/4"	12	3/4-14	25,8	32,0
1261130	C18S20813-12160	Slip on nut	12	19,0	3/4"	16	1-11	35,5	38,0
1257174	C18S20812-16160	Thrust wire nut	16	25,0	1"	16	1-11	31,6	38,0
1261131	C18S20812-16200	Thrust wire nut	16	25,0	1"	20	1 1/4-11	34,1	50,0
1258952	C18S20812-20200	Thrust wire nut	20	32,0	1 1/4"	20	1 1/4-11	33,9	50,0
1261132	C18S20812-20240	Thrust wire nut	20	32,0	1 1/4"	24	1 1/2-11	35,7	55,0
1258452	C18S20812-24240	Thrust wire nut	24	38,0	1 1/2"	24	1 1/2-11	37,8	55,0
1258953	C18S20812-32320	Thrust wire nut	32	51,0	2"	32	2-11	43,2	70,0

ONE PIECE

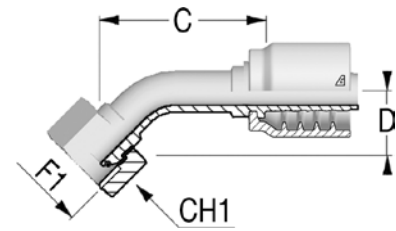
Design and dimensions shown may be changed without prior notice

## // C18S20842

45° BSPP Female 60° Cone with O-Ring

DKOR 45

Solid one piece



Item Code	Product Code	Nut Type	ID (Dash)	ID (mm)	ID (in)	F1 Dash	F1	C (mm)	D Drop (mm)	CH1 (mm)
1262187	C18S20841-04040	Crimped	4	6,0	1/4"	4	1/4-19	36,0	15,0	19,0
1261097	C18S20843-06060	Slip on nut	6	10,0	3/8"	6	3/8-19	50,0	20,5	22,0
1261152	C18S20843-06080	Slip on nut	6	10,0	3/8"	8	1/2-14	46,0	21,0	27,0
1259243	C18S20841-08080	Crimped	8	13,0	1/2"	8	1/2-14	53,0	21,0	27,0
1261153	C18S20843-08100	Slip on nut	8	13,0	1/2"	10	5/8-14	57,0	23,0	27,0
1261154	C18S20843-08120	Slip on nut	8	13,0	1/2"	12	3/4-14	57,0	23,0	32,0
1261096	C18S20841-10100	Crimped	10	16,0	5/8"	10	5/8-14	61,0	21,5	27,0
1261155	C18S20841-10120	Crimped	10	16,0	5/8"	12	3/4-14	66,0	24,0	32,0
1259291	C18S20842-12120	Thrust wire nut	12	19,0	3/4"	12	3/4-14	76,0	30,0	32,0
1261282	C18S20843-12160	Slip on nut	12	19,0	3/4"	16	1-11	75,0	31,5	38,0
1259292	C18S20842-16160	Thrust wire nut	16	25,0	1"	16	1-11	92,0	40,0	38,0
1261283	C18S20842-16200	Thrust wire nut	16	25,0	1"	20	1 1/4-11	97,0	39,0	50,0
1259293	C18S20842-20200	Thrust wire nut	20	32,0	1 1/4"	20	1 1/4-11	90,0	40,0	50,0
1261284	C18S20842-20240	Thrust wire nut	20	32,0	1 1/4"	24	1 1/2-11	46,0	46,0	55,0
1259294	C18S20842-24240	Thrust wire nut	24	38,0	1 1/2"	24	1 1/2-11	116,0	46,0	55,0
1259295	C18S20842-32320	Thrust wire nut	32	51,0	2"	32	2-11	153,0	60,0	70,0

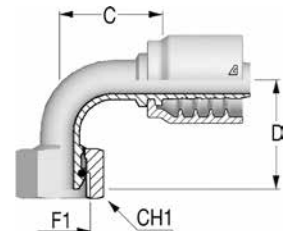
Image: insert with Slip on Nut.

## // C18S20892

90° BSPP Female 60° Cone with O-Ring

DKOR 90

Solid one piece



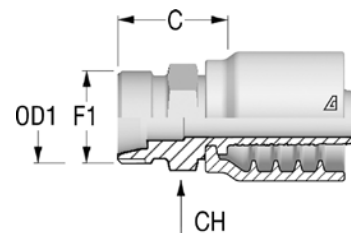
Item Code	Product Code	Nut Type	ID (Dash)	ID (mm)	ID (in)	F1 Dash	F1	C (mm)	D Drop (mm)	CH1 (mm)
1262190	C18S20891-04040	Crimped	4	6,0	1/4"	4	1/4-19	25,0	32,0	19,0
1261100	C18S20893-06060	Slip on nut	6	10,0	3/8"	6	3/8-19	36,0	42,0	22,0
1261156	C18S20893-06080	Slip on nut	6	10,0	3/8"	8	1/2-14	35,0	35,5	27,0
1259244	C18S20891-08080	Crimped	8	13,0	1/2"	8	1/2-14	37,0	41,0	27,0
1261157	C18S20893-08100	Slip on nut	8	13,0	1/2"	10	5/8-14	42,0	43,5	27,0
1261098	C18S20891-10100	Crimped	10	16,0	5/8"	10	5/8-14	48,0	47,0	27,0
1261158	C18S20891-10120	Crimped	10	16,0	5/8"	12	3/4-14	52,0	49,0	32,0
1258954	C18S20892-12120	Thrust wire nut	12	19,0	3/4"	12	3/4-14	58,0	61,0	32,0
1261099	C18S20893-12160	Slip on nut	12	19,0	3/4"	16	1-11	69,0	68,0	38,0
1258955	C18S20892-16160	Thrust wire nut	16	25,0	1"	16	1-11	74,0	71,0	38,0
1261194	C18S20892-16200	Thrust wire nut	16	25,0	1"	20	1 1/4-11	76,0	79,0	50,0
1258956	C18S20892-20200	Thrust wire nut	20	32,0	1 1/4"	20	1 1/4-11	83,0	83,0	50,0
1261285	C18S20892-20240	Thrust wire nut	20	32,0	1 1/4"	24	1 1/2-11	97,0	97,0	55,0
1258957	C18S20892-24240	Thrust wire nut	24	38,0	1 1/2"	24	1 1/2-11	100,0	96,0	55,0
1258958	C18S20892-32320	Thrust wire nut	32	51,0	2"	32	2-11	140,0	130,0	70,0

Image: insert with Slip on Nut.

# // DIN METRIC INSERTS

## // C18S11110

**Metric Male 24° Seat**  
**DIN 3853 - Light Series**  
**CEL**

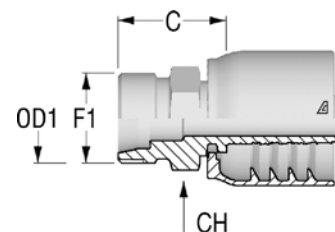


Item Code	Product Code	ID (Dash)	ID (mm)	ID (in)	F1	OD1	C (mm)	CH (mm)
1261040	C18S11110-06160	6	10,0	3/8"	M16X1.5	10	25,0	17,0
1261041	C18S11110-06180	6	10,0	3/8"	M18X1.5	12	25,0	19,0
1259249	C18S11110-08220	8	13,0	1/2"	M22X1.5	15	27,1	22,0
1261042	C18S11110-08260	8	13,0	1/2"	M26X1.5	18	27,1	27,0
1261043	C18S11110-10260	10	16,0	5/8"	M26X1.5	18	27,8	27,0
1258979	C18S11110-12260	12	19,0	3/4"	M26X1.5	18	31,1	27,0
1258981	C18S11110-12300	12	19,0	3/4"	M30X2	22	33,1	27,0
1258983	C18S11110-16360	16	25,0	1"	M36X2	28	35,1	36,0
1258986	C18S11110-20450	20	32,0	1 1/4"	M45X2	35	41,9	46,0
1258989	C18S11110-24520	24	38,0	1 1/2"	M52X2	42	46,0	55,0

ONE PIECE

## // C18S11210

**Metric Male 24° Seat**  
**DIN 3853 - Heavy Series**  
**CES**

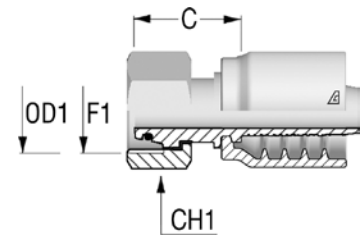


Item Code	Product Code	ID (Dash)	ID (mm)	ID (in)	F1	OD1	C (mm)	CH (mm)
1261044	C18S11210-06200	6	10,0	3/8"	M20X1.5	12	26,0	22,0
1261045	C18S11210-06220	6	10,0	3/8"	M22X1.5	14	28,0	22,0
1262143	C18S11210-08200	8	13,0	1/2"	M20X1.5	14	27,1	22,0
1259268	C18S11210-08240	8	13,0	1/2"	M24X1.5	16	29,1	24,0
1262144	C18S11210-08300	8	13,0	1/2"	M30X2	20	33,1	32,0
1261046	C18S11210-10300	10	16,0	5/8"	M30X2	20	33,8	32,0
1259019	C18S11210-12300	12	19,0	3/4"	M30X2	20	35,1	32,0
1257161	C18S11210-12360	12	19,0	3/4"	M36X2	25	30,0	36,0
1259020	C18S11210-16360	16	25,0	1"	M36X2	25	39,1	36,0
1257162	C18S11210-16420	16	25,0	1"	M42X2	30	41,1	46,0
1262145	C18S11210-20420	20	32,0	1 1/4"	M42X2	30	45,9	46,0
1257163	C18S11210-20520	20	32,0	1 1/4"	M52X2	38	45,2	55,0
1259041	C18S11210-24520	24	38,0	1 1/2"	M52X2	42	52,0	55,0

Design and dimensions shown may be changed without prior notice

## // C18S21512

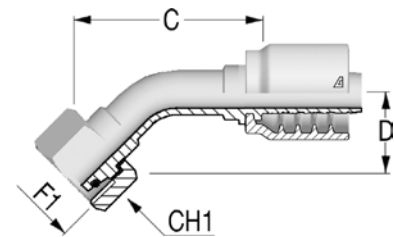
**Metric Female 24° Cone with O-Ring**  
**ISO 8434-1 - Light Series**  
**DKOL**



Item Code	Product Code	Nut Type	ID (Dash)	ID (mm)	ID (in)	F1	OD1	C (mm)	CH1 (mm)
1262192	C18S21512-04140	Thrust wire nut	4	6,0	1/4"	M14X1.5	8	21,9	17,0
1262194	C18S21513-04160	Slip on nut	4	6,0	1/4"	M16X1.5	10	25,4	19,0
1262196	C18S21512-06160	Thrust wire nut	6	10,0	3/8"	M16X1.5	10	22,9	19,0
1261195	C18S21513-06180	Slip on nut	6	10,0	3/8"	M18X1.5	12	26,1	22,0
1262198	C18S21513-06220	Slip on nut	6	10,0	3/8"	M22X1.5	15	30,1	27,0
1259251	C18S21512-08180	Thrust wire nut	8	13,0	1/2"	M18X1.5	12	23,0	22,0
1259253	C18S21512-08220	Thrust wire nut	8	13,0	1/2"	M22X1.5	15	27,3	27,0
1259260	C18S21513-08260	Slip on nut	8	13,0	1/2"	M26X1.5	18	29,2	32,0
1260034	C18S21512-10260	Thrust wire nut	10	16,0	5/8"	M26X1.5	18	27,7	32,0
1260943	C18S21512-12260	Thrust wire nut	12	19,0	3/4"	M26X1.5	18	34,0	32,0
1257196	C18S21512-12300	Thrust wire nut	12	19,0	3/4"	M30X2	22	34,6	36,0
1258993	C18S21512-16300	Thrust wire nut	16	25,0	1"	M30X2	22	40,6	36,0
1258991	C18S21512-16360	Thrust wire nut	16	25,0	1"	M36X2	28	41,1	41,0
1258997	C18S21512-16450	Thrust wire nut	16	25,0	1"	M45X2	35	49,1	50,0
1258999	C18S21512-20450	Thrust wire nut	20	32,0	1 1/4"	M45X2	35	49,9	50,0
1259001	C18S21512-24520	Thrust wire nut	24	38,0	1 1/2"	M52X2	38	53,0	60,0

## // C18S21542

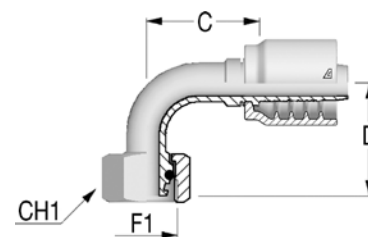
**45° Metric Female 24° Cone with O-Ring**  
**ISO 8434-1 - Light Series**  
**DKOL 45**  
**Solid one piece**



Item Code	Product Code	Nut Type	ID (Dash)	ID (mm)	ID (in)	F1	OD1	C (mm)	D Drop (mm)	CH1 (mm)
1262200	C18S21542-04140	Thrust wire nut	4	6,0	1/4"	M14X1.5	8	44,0	20,0	17,0
1262202	C18S21543-04160	Slip on nut	4	6,0	1/4"	M16X1.5	10	47,0	20,0	19,0
1262204	C18S21542-06160	Thrust wire nut	6	10,0	3/8"	M16X1.5	10	43,0	19,0	19,0
1262206	C18S21543-06180	Slip on nut	6	10,0	3/8"	M18X1.5	12	47,0	19,5	22,0
1262208	C18S21543-06220	Slip on nut	6	10,0	3/8"	M22X1.5	15	48,0	21,0	27,0
1259266	C18S21542-08220	Thrust wire nut	8	13,0	1/2"	M22X1.5	15	55,0	23,0	27,0
1261270	C18S21542-10260	Thrust wire nut	10	16,0	5/8"	M26X1.5	18	74,0	30,0	36,0
1259007	C18S21542-12260	Thrust wire nut	12	19,0	3/4"	M26X1.5	18	77,0	34,0	36,0
1257194	C18S21542-12300	Thrust wire nut	12	19,0	3/4"	M30X2	22	75,0	31,5	36,0
1259009	C18S21542-16360	Thrust wire nut	16	25,0	1"	M36X2	28	91,0	34,5	41,0
1259015	C18S21542-20450	Thrust wire nut	20	32,0	1 1/4"	M45X2	30	100,0	45,0	50,0
1259036	C18S21542-24520	Thrust wire nut	24	38,0	1 1/2"	M52X2	38	113,0	47,0	60,0

**// C18S21592**

**90° Metric Female 24° Cone with O-Ring**  
**ISO 8434-1 - Light Series**  
**DKOL 90**  
**Solid one piece**

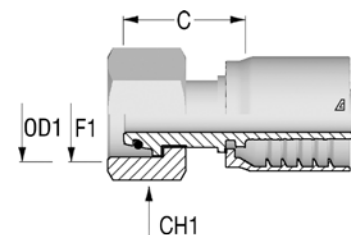


Item Code	Product Code	Nut Type	ID (Dash)	ID (mm)	ID (in)	F1	OD1	C (mm)	D Drop (mm)	CH1 (mm)
1262210	C18S21592-04140	Thrust wire nut	4	6,0	1/4"	M14X1.5	8	27,0	38,0	17,0
1262212	C18S21593-04160	Slip on nut	4	6,0	1/4"	M16X1.5	10	34,0	34,0	19,0
1262214	C18S21592-06160	Thrust wire nut	6	10,0	3/8"	M16X1.5	10	35,0	36,0	19,0
1261242	C18S21593-06180	Slip on nut	6	10,0	3/8"	M18X1.5	12	33,0	39,0	22,0
1262216	C18S21593-06220	Slip on nut	6	10,0	3/8"	M22X1.5	15	36,0	38,5	27,0
1259264	C18S21592-08220	Thrust wire nut	8	13,0	1/2"	M22X1.5	15	39,0	44,5	27,0
1260040	C18S21592-10260	Thrust wire nut	10	16,0	5/8"	M26X1.5	18	58,0	64,0	36,0
1259003	C18S21592-12260	Thrust wire nut	12	19,0	3/4"	M26X1.5	18	60,0	64,0	36,0
1257192	C18S21592-12300	Thrust wire nut	12	19,0	3/4"	M30X2	22	55,0	66,0	36,0
1257179	C18S21592-16360	Thrust wire nut	16	25,0	1"	M36X2	1"	75,0	77,0	41,0
1259005	C18S21592-20450	Thrust wire nut	20	32,0	1 1/4"	M45X2	30	90,0	89,0	50,0
1259034	C18S21592-24520	Thrust wire nut	24	38,0	1 1/2"	M52X2	38	106,0	97,5	60,0

ONE PIECE

**// C18S21613**

**Metric Female 24° Cone with O-Ring**  
**ISO 8434-1 - Heavy Series**  
**DKOS**

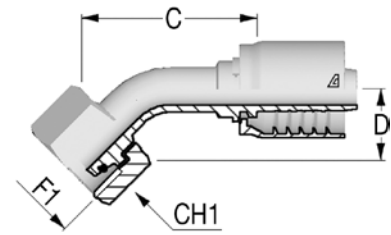


Item Code	Product Code	Nut Type	ID (Dash)	ID (mm)	ID (in)	F1	OD1	C (mm)	CH1 (mm)
1262218	C18S21612-04140	Thrust wire nut	4	6,0	1/4"	M14X1.5	6	21,9	17,0
1262220	C18S21613-04160	Slip on nut	4	6,0	1/4"	M16X1.5	8	27,7	19,0
1262222	C18S21613-04180	Slip on nut	4	6,0	1/4"	M18X1.5	10	27,6	22,0
1262224	C18S21613-04200	Slip on nut	4	6,0	1/4"	M20X1.5	12	29,6	24,0
1262226	C18S21612-06160	Thrust wire nut	6	10,0	3/8"	M16X1.5	8	22,9	19,0
1262228	C18S21612-06180	Thrust wire nut	6	10,0	3/8"	M18X1.5	10	24,0	22,0
1260076	C18S21613-06200	Slip on nut	6	10,0	3/8"	M20X1.5	12	28,3	24,0
1259876	C18S21613-06220	Slip on nut	6	10,0	3/8"	M22X1.5	14	31,8	27,0
1262230	C18S21613-06240	Slip on nut	6	10,0	3/8"	M24X1.5	16	33,6	30,0
1259270	C18S21612-08200	Thrust wire nut	8	13,0	1/2"	M20X1.5	12	25,6	24,0
1259272	C18S21612-08240	Thrust wire nut	8	13,0	1/2"	M24X1.5	16	27,3	30,0
1259262	C18S21613-08300	Slip on nut	8	13,0	1/2"	M30X2	20	41,5	30,0
1259967	C18S21613-10300	Slip on nut	10	16,0	5/8"	M30X2	20	37,2	36,0
1257156	C18S21612-12300	Thrust wire nut	12	19,0	3/4"	M30X2	20	37,4	36,0
1257154	C18S21613-12360	Slip on nut	12	19,0	3/4"	M36X2	25	41,7	46,0
1259043	C18S21612-12360	Thrust wire nut	12	19,0	3/4"	M36X2	25	44,6	36,0
1261101	C18S21612-12420	Thrust wire nut	12	19,0	3/4"	M42X2	30	46,1	41,0
1257157	C18S21612-16360	Thrust wire nut	16	25,0	1"	M36X2	25	46,6	46,0
1257155	C18S21613-16420	Slip on nut	16	25,0	1"	M42X2	30	45,8	50,0
1259022	C18S21612-20420	Thrust wire nut	20	32,0	1 1/4"	M42X2	30	50,0	50,0
1255916	C18S21613-20520	Slip on nut	20	32,0	1 1/4"	M52X2	38	50,0	60,0
1259023	C18S21612-24520	Thrust wire nut	24	38,0	1 1/2"	M52X2	38	57,0	60,0

Image: insert with Slip on Nut.

Design and dimensions shown may be changed without prior notice

## // C18S21643

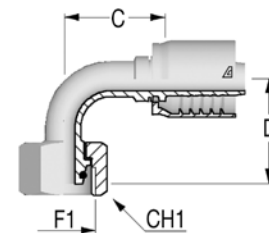
**45° Metric Female 24° Cone with O-Ring****ISO 8434-1 - Heavy Series****DKOS 45****Solid one piece**

Item Code	Product Code	Nut Type	ID (Dash)	ID (mm)	ID (in)	F1	OD1	C (mm)	D Drop (mm)	CH1 (mm)
1262232	C18S21642-04140	Thrust wire nut	4	6,0	1/4"	M14X1.5	6	44,0	20,0	17,0
1262234	C18S21643-04160	Slip on nut	4	6,0	1/4"	M16X1.5	8	39,0	16,0	19,0
1262236	C18S21643-04180	Slip on nut	4	6,0	1/4"	M18X1.5	10	44,0	19,0	22,0
1262238	C18S21643-04200	Slip on nut	4	6,0	1/4"	M20X1.5	12	45,0	18,0	24,0
1262240	C18S21642-06160	Thrust wire nut	6	10,0	3/8"	M16X1.5	8	47,0	21,0	19,0
1262242	C18S21642-06180	Thrust wire nut	6	10,0	3/8"	M18X1.5	10	47,0	21,0	22,0
1262157	C18S21643-06200	Slip on nut	6	10,0	3/8"	M20X1.5	12	48,0	20,0	24,0
1261243	C18S21643-06220	Slip on nut	6	10,0	3/8"	M22X1.5	14	50,0	21,0	27,0
1262244	C18S21643-06240	Slip on nut	6	10,0	3/8"	M24X1.5	16	51,0	21,0	30,0
1260944	C18S21642-08200	Thrust wire nut	8	13,0	1/2"	M20X1.5	12	54,0	24,0	24,0
1259276	C18S21642-08240	Thrust wire nut	8	13,0	1/2"	M24X1.5	16	66,7	33,0	30,0
1262158	C18S21643-08300	Slip on nut	8	13,0	1/2"	M30X2	20	66,0	30,0	36,0
1261102	C18S21643-10300	Slip on nut	10	16,0	5/8"	M30X2	20	66,0	30,0	36,0
1258873	C18S21642-12300	Thrust wire nut	12	19,0	3/4"	M30X2	20	74,0	33,0	36,0
1257142	C18S21643-12360	Slip on nut	12	19,0	3/4"	M36X2	25	71,0	33,0	46,0
1259027	C18S21642-16360	Thrust wire nut	16	25,0	1"	M36X2	25	94,0	37,5	46,0
1257143	C18S21643-16420	Slip on nut	16	25,0	1"	M42X2	30	110,0	35,5	50,0
1260952	C18S21642-20420	Slip on nut	20	32,0	1 1/4"	M42X2	30	99,0	44,0	50,0
1255918	C18S21643-20520	Slip on nut	20	32,0	1 1/4"	M52X2	38	111,0	45,0	60,0
1259028	C18S21642-24520	Thrust wire nut	24	38,0	1 1/2"	M52X2	38	127,0	45,0	60,0

Image: insert with Slip on Nut.

**// C18S21693**

**90° Metric Female 24° Cone with O-Ring**  
**ISO 8434-1 - Heavy Series**  
**DKOS 90**  
**Solid one piece**



Item Code	Product Code	Nut Type	ID (Dash)	ID (mm)	ID (in)	F1	OD1	C (mm)	D Drop (mm)	CH1 (mm)
1262246	C18S21692-04140	Thrust wire nut	4	6,0	1/4"	M14X1.5	6	27,0	38,0	17,0
1262248	C18S21693-04160	Slip on nut	4	6,0	1/4"	M16X1.5	8	27,0	33,0	19,0
1262250	C18S21693-04180	Slip on nut	4	6,0	1/4"	M18X1.5	10	27,0	34,0	22,0
1262252	C18S21693-04200	Slip on nut	4	6,0	1/4"	M20X1.5	12	34,0	39,0	24,0
1262254	C18S21692-06160	Thrust wire nut	6	10,0	3/8"	M16X1.5	8	35,0	38,0	19,0
1262256	C18S21692-06180	Thrust wire nut	6	10,0	3/8"	M18X1.5	10	35,0	38,0	22,0
1262159	C18S21693-06200	Slip on nut	6	10,0	3/8"	M20X1.5	12	34,0	38,5	24,0
1262258	C18S21693-06220	Slip on nut	6	10,0	3/8"	M22X1.5	14	34,0	40,5	27,0
1262260	C18S21693-06240	Slip on nut	6	10,0	3/8"	M24X1.5	16	35,0	41,0	30,0
1260945	C18S21692-08200	Thrust wire nut	8	13,0	1/2"	M20X1.5	12	40,0	45,0	24,0
1262160	C18S21693-08300	Slip on nut	8	13,0	1/2"	M24X1.5	16	46,0	50,0	30,0
1259274	C18S21692-08240	Thrust wire nut	8	13,0	1/2"	M24X1.5	16	48,5	59,0	30,0
1261103	C18S21693-10300	Slip on nut	10	16,0	5/8"	M30X2	20	48,0	55,0	36,0
1259044	C18S21692-12300	Thrust wire nut	12	19,0	3/4"	M30X2	20	66,1	67,5	36,0
1257164	C18S21693-12360	Slip on nut	12	19,0	3/4"	M36X2	25	51,0	59,5	46,0
1257168	C18S21692-16360	Thrust wire nut	16	25,0	1"	M36X2	25	76,0	82,0	46,0
1257165	C18S21693-16420	Slip on nut	16	25,0	1"	M42X2	30	85,0	70,0	50,0
1259024	C18S21692-20420	Thrust wire nut	20	32,0	1 1/4"	M42X2	30	87,0	87,5	50,0
1259045	C18S21693-20520	Slip on nut	20	32,0	1 1/4"	M52X2	38	95,0	92,0	60,0
1259026	C18S21692-24520	Thrust wire nut	24	38,0	1 1/2"	M52X2	38	105,0	95,0	60,0

Image: insert with Slip on Nut.

ONE PIECE

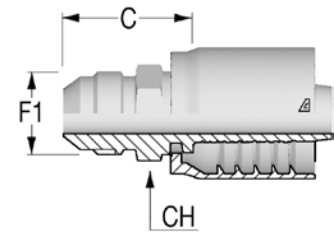
Design and dimensions shown may be changed without prior notice

## // JIC 37° INSERTS

## // C18S12510

JIC Male 37° Cone

AGJ

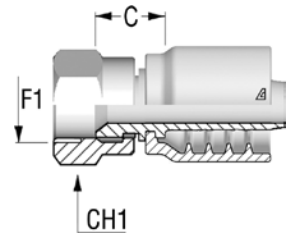


Item Code	Product Code	ID (Dash)	ID (mm)	ID (in)	F1 Dash	F1	C (mm)	CH (mm)
1255920	C18S12510-04040	4	6,0	1/4"	4	7/16-20	25,3	12,0
1255938	C18S12510-06060	6	10,0	3/8"	6	9/16-18	27,0	17,0
1259907	C18S12510-06080	6	10,0	3/8"	8	3/4-16	25,5	19,0
1255964	C18S12510-08080	8	13,0	1/2"	8	3/4-16	30,6	19,0
1259246	C18S12510-08100	8	13,0	1/2"	10	7/8-14	34,6	24,0
1261052	C18S12510-08120	8	13,0	1/2"	12	1 1/16-12	37,1	27,0
1255987	C18S12510-10100	10	16,0	5/8"	10	7/8-14	35,3	24,0
1261053	C18S12510-10120	10	16,0	5/8"	12	1 1/16-12	37,8	27,0
1256037	C18S12510-12120	12	19,0	3/4"	12	1 1/16-12	39,1	27,0
1261054	C18S12510-12140	12	19,0	3/4"	14	1 3/16-12	41,6	32,0
1258961	C18S12510-12160	12	19,0	3/4"	16	1 5/16-12	44,1	36,0
1255825	C18S12510-16160	16	25,0	1"	16	1 5/16-12	46,1	36,0
1259742	C18S12510-16200	16	25,0	1"	20	1 5/8-12	49,6	46,0
1257175	C18S12510-20200	20	32,0	1 1/4"	20	1 5/8-12	45,7	46,0
1261055	C18S12510-20240	20	32,0	1 1/4"	24	1 7/8-12	54,4	50,0
1258962	C18S12510-24240	24	38,0	1 1/2"	24	1 7/8-12	56,5	50,0
1258964	C18S12510-32320	32	51,0	2"	32	2 1/2-12	71,2	65,0

ONE PIECE

**// C18S22512**

**JIC Female 37° Seat  
DKJ**

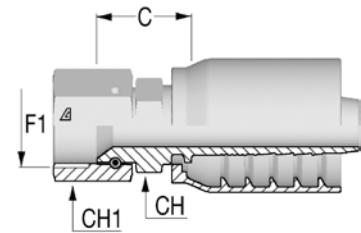


Item Code	Product Code	Nut Type	ID (Dash)	ID (mm)	ID (in)	F1 Dash	F1	C (mm)	CH1 (mm)
1262161	C18S22511-04040	Crimped	4	6,0	1/4"	4	7/16-20	14,6	16,0
1262163	C18S22511-06040	Crimped	6	10,0	3/8"	4	7/16-20	15,3	16,0
1262164	C18S22511-06050	Crimped	6	10,0	3/8"	5	1/2-20	16,0	17,0
1262165	C18S22511-06060	Crimped	6	10,0	3/8"	6	9/16-18	16,0	19,0
1262166	C18S22511-08060	Crimped	8	13,0	1/2"	6	9/16-18	16,1	19,0
1262167	C18S22511-08080	Crimped	8	13,0	1/2"	8	3/4-16	18,6	25,0
1262168	C18S22511-08100	Crimped	8	13,0	1/2"	10	7/8-14	19,6	27,0
1262169	C18S22511-10080	Crimped	10	16,0	5/8"	8	3/4-16	19,2	25,0
1262170	C18S22511-10100	Crimped	10	16,0	5/8"	10	7/8-14	20,3	27,0
1262171	C18S22511-12100	Crimped	12	19,0	3/4"	10	7/8-14	21,6	27,0
1260220	C18S22512-12120	Thrust wire nut	12	19,0	3/4"	12	1 1/16-12	22,8	32,0
1262172	C18S22511-12160	Thrust wire nut	12	19,0	3/4"	16	1 5/16-12	24,6	38,0
1260982	C18S22512-16160	Thrust wire nut	16	25,0	1"	16	1 5/16-12	27,6	38,0
1262173	C18S22512-16200	Thrust wire nut	16	25,0	1"	20	1 5/8-12	29,2	50,0
1262174	C18S22512-20200	Thrust wire nut	20	32,0	1 1/4"	20	1 5/8-12	30,0	50,0
1262175	C18S22512-20240	Thrust wire nut	20	32,0	1 1/4"	24	1 7/8-12	34,0	55,0
1262176	C18S22512-24240	Thrust wire nut	24	38,0	1 1/2"	24	1 7/8-12	23,5	55,0
1262177	C18S22512-32320	Thrust wire nut	32	51,0	2"	32	2 1/2-12	43,3	70,0

Image: insert with Thrust Wire Nut.

Design and dimensions shown may be changed without prior notice

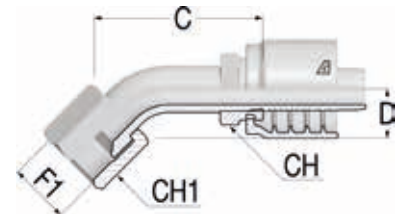
## // C18S26514

**JIC Female 37° Seat with double Hexagon  
DKJ and solid nut**

Item Code	Product Code	Nut Type	ID (Dash)	ID (mm)	ID (in)	F1 Dash	F1	C (mm)	CH (mm)	CH1 (mm)
1255668	C18S26514-04040	Slip on nut	4	6,0	1/4"	4	7/16-20	19,0	14,0	14,0
1258933	C18S26514-04060	Slip on nut	4	6,0	1/4"	6	9/16-18	19,0	14,0	19,0
1257599	C18S26514-06060	Slip on nut	6	10,0	3/8"	6	9/16-18	22,0	17,0	19,0
1258934	C18S26514-06080	Slip on nut	6	10,0	3/8"	8	3/4-16	23,5	17,0	22,0
1257601	C18S26514-08080	Slip on nut	8	13,0	1/2"	8	3/4-16	25,6	19,0	22,0
1258935	C18S26514-08100	Slip on nut	8	13,0	1/2"	10	7/8-14	27,2	19,0	27,0
1259955	C18S2651K-08120	Slip on nut	8	13,0	1/2"	12	1 1/16-12	30,7	24,0	32,0
1257602	C18S26514-10100	Slip on nut	10	16,0	5/8"	10	7/8-14	28,3	24,0	27,0
1260021	C18S26514-10120	Slip on nut	10	16,0	5/8"	12	1 1/16-12	29,4	24,0	32,0
1260014	C18S26511-12100	Crimped	12	19,0	3/4"	10	7/8-14	29,6	27,0	32,0
1257237	C18S26514-12120	Slip on nut	12	19,0	3/4"	12	1 1/16-12	30,9	27,0	32,0
1258936	C18S26514-12160	Slip on nut	12	19,0	3/4"	16	1 5/16-12	31,8	27,0	41,0
1260019	C18S26511-16120	Crimped	16	25,0	1"	12	1 1/16-12	36,1	36,0	32,0
1257049	C18S26514-16160	Slip on nut	16	25,0	1"	16	1 5/16-12	37,7	36,0	41,0
1258937	C18S26514-16200	Slip on nut	16	25,0	1"	20	1 5/8-12	39,2	36,0	50,0
1255809	C18S26512-16200	Thrust wire nut	16	25,0	1"	20	1 5/8-12	41,2	41,0	50,0
1255908	C18S26512-20200	Thrust wire nut	20	32,0	1 1/4"	20	1 5/8-12	43,0	46,0	50,0
1257203	C18S26512-24240	Thrust wire nut	24	38,0	1 1/2"	24	1 7/8-12	48,4	50,0	55,0
1257201	C18S26512-32320	Thrust wire nut	32	51,0	2"	32	2 1/2-12	59,2	65,0	70,0

Product Codes roots ending with K: insert with double hexagon knurled (ex. C18S2651K). Product Codes roots ending with 1 or 2: without stem hexagon (ex. H1826511, H1826512) Image: insert with Slip on Nut.

## // C18S26544

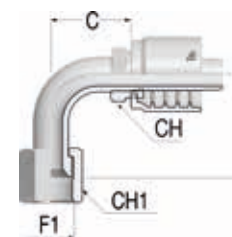
**45° JIC Female 37° Seat  
DKJ 45  
Solid nut**

Item Code	Product Code	Nut Type	ID (Dash)	ID (mm)	ID (in)	F1 Dash	F1	C (mm)	D Drop (mm)	CH (mm)	CH1 (mm)
1257603	C18S26544-0404S	Slip on nut	4	6,0	1/4"	4	7/16-20	40,0	10,0	14,0	16,0
1257604	C18S26544-0606S	Slip on nut	6	10,0	3/8"	6	9/16-18	43,0	11,0	17,0	19,0
1257605	C18S26544-0808S	Slip on nut	8	13,0	1/2"	8	3/4-16	65,0	15,0	19,0	25,0
1259284	C18S26544-0810S	Slip on nut	8	13,0	1/2"	10	7/8-14	52,0	16,0	19,0	27,0
1257606	C18S26544-1010S	Slip on nut	10	16,0	5/8"	10	7/8-14	66,0	16,0	24,0	27,0
1259911	C18S26544-1012S	Slip on nut	10	16,0	5/8"	12	1 1/16-12	64,0	21,0	24,0	32,0
1260956	C18S22542-12100	Thrust wire nut	12	19,0	3/4"	10	7/8-14	61,0	25,0		27,0
1258442	C18S26544-1212S	Slip on nut	12	19,0	3/4"	12	1 1/16-12	67,0	21,0	27,0	32,0
1257536	C18S26544-12120	Slip on nut	12	19,0	3/4"	12	1 1/16-12	75,0	30,0	27,0	32,0
1258450	C18S26544-1616S	Slip on nut	16	25,0	1"	16	1 5/16-12	80,0	24,0	36,0	41,0
1257537	C18S26544-16160	Slip on nut	16	25,0	1"	16	1 5/16-12	85,0	31,0	36,0	41,0

Product Codes roots ending with 4: with stem hexagon (ex. C18S26544)

**// C18S26594S**

**90° JIC Female 37° Seat**  
**Short Drop**  
**Solid Nut**



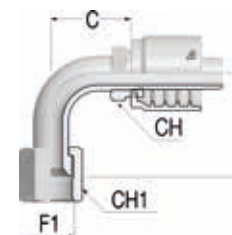
Item Code	Product Code	Nut Type	ID (Dash)	ID (mm)	ID (in)	F1 Dash	F1	C (mm)	D Drop (mm)	CH (mm)	CH1 (mm)
1258489	C18S26594-0404S	Slip on nut	4	6,0	1/4"	4	7/16-20	31,0	32,0	14,0	14,0
1258482	C18S26594-0606S	Slip on nut	6	10,0	3/8"	6	9/16-18	43,0	25,0	17,0	19,0
1261317	C18S26594-0608S	Slip on nut	6	10,0	3/8"	8	3/4-16	37,0	29,0	17,0	22,0
1258466	C18S26594-0808S	Slip on nut	8	13,0	1/2"	8	3/4-16	48,0	29,0	19,0	22,0
1259283	C18S26594-0810S	Slip on nut	8	13,0	1/2"	10	7/8-14	47,0	32,0	19,0	27,0
1258459	C18S26594-1010S	Slip on nut	10	16,0	5/8"	10	7/8-14	43,0	37,0	24,0	27,0
1260487	C18S26594-1012S	Slip on nut	10	16,0	5/8"	12	1 1/16-12	64,0	48,0	24,0	27,0
1257661	C18S26594-1212S	Slip on nut	12	19,0	3/4"	12	1 1/16-12	64,0	48,0	27,0	32,0
1260709	C18S22593-1216S	Slip on nut	12	19,0	3/4"	16	1 5/16-12	55,1	53,0		41,0
1258280	C18S26594-1616S	Slip on nut	16	25,0	1"	16	1 5/16-12	87,0	56,0	36,0	41,0

Product Codes roots ending with 4: with stem hexagon (ex. C18S26594). Material subjected to minimum order quantity.

ONE PIECE

**// C18S26594M**

**90° JIC Female 37° Seat**  
**Medium Drop**  
**Solid Nut**



Item Code	Product Code	Nut Type	ID (Dash)	ID (mm)	ID (in)	F1 Dash	F1	C (mm)	D Drop (mm)	CH (mm)	CH1 (mm)
1258487	C18S26594-0404M	Slip on nut	4	6,0	1/4"	4	7/16-20	31,0	32,0	14,0	14,0
1258479	C18S26594-0606M	Slip on nut	6	10,0	3/8"	6	9/16-18	43,0	38,0	17,0	19,0
1261316	C18S26594-0608M	Slip on nut	6	10,0	3/8"	8	3/4-16	37,0	41,0	17,0	22,0
1258464	C18S26594-0808M	Slip on nut	8	13,0	1/2"	8	3/4-16	50,0	41,0	19,0	22,0
1261236	C18S26594-0812M	Slip on nut	8	13,0	1/2"	12	1 1/16-12	61,0	58,0	19,0	32,0
1258457	C18S26594-1010M	Slip on nut	10	16,0	5/8"	10	7/8-14	50,0	47,0	24,0	27,0
1260486	C18S26594-1012M	Slip on nut	10	16,0	5/8"	12	1 1/16-12	54,0	58,0	24,0	27,0
1260954	C18S22592-12100	Thrust wire nut	12	19,0	3/4"	10	7/8-14	50,0	48,0		27,0
1257660	C18S26594-1212M	Slip on nut	12	19,0	3/4"	12	1 1/16-12	54,0	58,0	27,0	32,0
1258444	C18S26594-1616M	Slip on nut	16	25,0	1"	16	1 5/16-12	72,0	71,0	36,0	41,0
1257538	C18S26594-16160	Slip on nut	16	25,0	1"	16	1 5/16-12	76,0	67,0	36,0	41,0
1260426	C18S22592-16200	Thrust wire nut	16	25,0	1"	20	1 5/8-12	72,0	80,0		50,0
1258493	C18S22592-2020M	Thrust wire nut	20	32,0	1 1/4"	20	1 5/8-12	84,0	78,0		50,0
1257208	C18S22592-24240	Thrust wire nut	24	38,0	1 1/2"	24	1 7/8-12	104,0	92,0		55,0
1258977	C18S22592-32320	Thrust wire nut	32	51,0	2"	32	2 1/2-12	141,0	135,0		70,0

Product Codes roots ending with 4: with stem hexagon (ex. C18S26594). Image: insert with Slip on Nut. Material subjected to minimum order quantity.

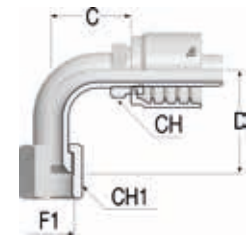
Design and dimensions shown may be changed without prior notice

## // C18S26594L

90° JIC Female 37° Seat

Long Drop

Solid Nut



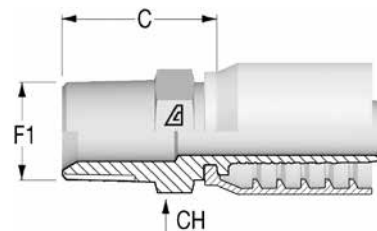
Item Code	Product Code	Nut Type	ID (Dash)	ID (mm)	ID (in)	F1 Dash	F1	C (mm)	D Drop (mm)	CH (mm)	CH1 (mm)
1258485	C18S26594-0404L	Slip on nut	4	6,0	1/4"	4	7/16-20	31,0	46,0	14,0	14,0
1258477	C18S26594-0606L	Slip on nut	6	10,0	3/8"	6	9/16-18	43,0	54,0	17,0	19,0
1261315	C18S26594-0608L	Slip on nut	6	10,0	3/8"	8	3/4-16	46,0	64,0	17,0	22,0
1258462	C18S26594-0808L	Slip on nut	8	13,0	1/2"	8	3/4-16	50,0	64,0	19,0	22,0
1261222	C18S26594-0810L	Slip on nut	8	13,0	1/2"	10	7/8-14	50,0	70,0	19,0	27,0
1261223	C18S26594-0812L	Slip on nut	8	13,0	1/2"	12	1 1/16-12	43,0	96,0	19,0	32,0
1258455	C18S26594-1010L	Slip on nut	10	16,0	5/8"	10	7/8-14	50,0	70,0	24,0	27,0
1261238	C18S26594-1012L	Slip on nut	10	16,0	5/8"	12	1 1/16-12	64,0	96,0	24,0	27,0
1258448	C18S26594-1212L	Slip on nut	12	19,0	3/4"	12	1 1/16-12	54,0	96,0	27,0	32,0
1260710	C18S22593-1216L	Slip on nut	12	19,0	3/4"	16	1 5/16-12	55,1	114,0		41,0
1261254	C18S26594-1216L	Slip on nut	12	19,0	3/4"	16	1 5/16-12	57,0	114,0	27,0	41,0
1258446	C18S26594-1616L	Slip on nut	16	25,0	1"	16	1 5/16-12	72,0	114,0	36,0	41,0
1258495	C18S22592-2020L	Thrust wire nut	20	32,0	1 1/4"	20	1 5/8-12	84,0	129,0		50,0

Product Codes roots ending with 4: with stem hexagon (ex. C18S26594). Image: insert with Slip on Nut. Material subjected to minimum order quantity.

# // NPTF INSERTS

## // C18S12810

**NPTF Male 60° Seat  
AGN**



Item Code	Product Code	ID (Dash)	ID (mm)	ID (in)	F1 Dash	F1	C (mm)	CH (mm)
1262148	C18S12810-04040	4	6,0	1/4"	4	1/4-18	26,8	17,0
1259880	C18S12810-06040	6	10,0	3/8"	4	1/4-18	27,5	17,0
1259970	C18S12810-06060	6	10,0	3/8"	6	3/8-18	23,5	19,0
1261060	C18S12810-06080	6	10,0	3/8"	8	1/2-14	32,0	22,0
1261061	C18S12810-08060	8	13,0	1/2"	6	3/8-18	28,6	17,0
1259280	C18S12810-08080	8	13,0	1/2"	8	1/2-14	32,1	22,0
1261062	C18S12810-08120	8	13,0	1/2"	12	3/4-14	34,1	22,0
1262149	C18S12810-10080	10	16,0	5/8"	8	1/2-14	33,1	24,0
1259909	C18S12810-10120	10	16,0	5/8"	12	3/4-14	34,8	27,0
1262150	C18S12810-12080	12	19,0	3/4"	8	1/2-14	35,1	27,0
1257176	C18S12810-12120	12	19,0	3/4"	12	3/4-14	35,5	27,0
1259140	C18S12810-12160	12	19,0	3/4"	16	1-11 1/2	38,0	22,0
1255827	C18S12810-16160	16	25,0	1"	16	1-11 1/2	44,4	36,0
1258874	C18S12810-16200	16	25,0	1"	20	1 1/4-11 1/2	50,1	46,0
1257177	C18S12810-20200	20	32,0	1 1/4"	20	1 1/4-11 1/2	50,9	46,0
1261063	C18S12810-20240	20	32,0	1 1/4"	24	1 1/2-11 1/2	52,4	50,0
1257184	C18S12810-24240	24	38,0	1 1/2"	24	1 1/2-11 1/2	54,5	50,0
1257186	C18S12810-32320	32	51,0	2"	32	2-11 1/2	63,4	65,0

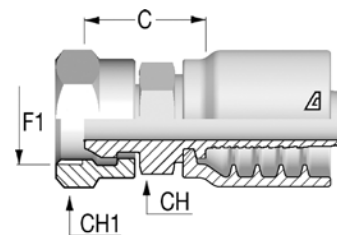
ONE PIECE

Design and dimensions shown may be changed without prior notice

## // NPSM INSERTS

## // C18S27311

## NPSM Female

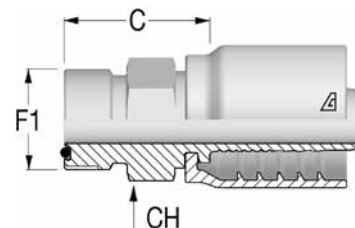


Item Code	Product Code	Nut Type	ID (Dash)	ID (mm)	ID (in)	F1 Dash	F1	C (mm)	CH (mm)	CH1 (mm)
1262181	C18S27311-04040	Crimped	4	6,0	1/4"	4	1/4-18	23,3	19,0	19,0
1262182	C18S27311-06060	Crimped	6	10,0	3/8"	6	3/8-18	25,5	22,0	22,0
1262183	C18S27311-08080	Crimped	8	13,0	1/2"	8	1/2-14	26,6	22,0	27,0
1259146	C18S27311-12120	Crimped	12	19,0	3/4"	12	3/4-14	24,1	32,0	32,0
1259148	C18S27311-16160	Crimped	16	25,0	1"	16	1-11 1/2	28,1	38,0	38,0

# // ORFS INSERTS

## // C18S12410

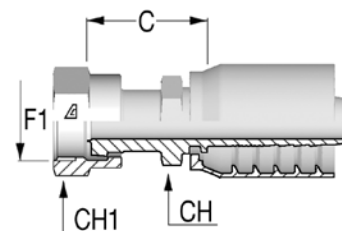
ORFS Male



Item Code	Product Code	ID (Dash)	ID (mm)	ID (in)	F1 Dash	F1	C (mm)	CH (mm)
1255931	C18S12410-04040	4	6,0	1/4"	4	9/16-18	22,3	17,0
1255953	C18S12410-06060	6	10,0	3/8"	6	11/16-16	25,0	19,0
1261047	C18S12410-06080	6	10,0	3/8"	8	13/16-16	27,0	22,0
1255974	C18S12410-08080	8	13,0	1/2"	8	13/16-16	27,1	22,0
1261048	C18S12410-08100	8	13,0	1/2"	10	1-14	30,6	27,0
1261049	C18S12410-08120	8	13,0	1/2"	12	1 3/16-12	34,1	32,0
1256028	C18S12410-10100	10	16,0	5/8"	10	1-14	31,3	27,0
1261050	C18S12410-10120	10	16,0	5/8"	12	1 3/16-12	34,8	32,0
1261051	C18S12410-12100	12	19,0	3/4"	10	1-14	32,6	27,0
1256048	C18S12410-12120	12	19,0	3/4"	12	1 3/16-12	36,1	32,0
1259142	C18S12410-12160	12	19,0	3/4"	16	1 7/16-12	39,6	41,0
1257073	C18S12410-16160	16	25,0	1"	16	1 7/16-12	40,6	38,0
1258875	C18S12410-16200	16	25,0	1"	20	1 11/16-12	42,6	46,0
1258878	C18S12410-20200	20	32,0	1 1/4"	20	1 11/16-12	43,4	46,0

## // C18S22411

ORFS Female with Stem Hexagon



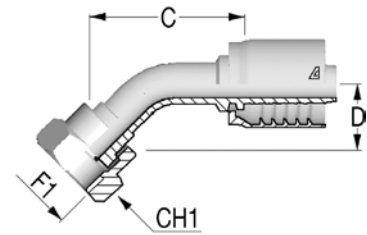
Item Code	Product Code	Nut Type	ID (Dash)	ID (mm)	ID (in)	F1 Dash	F1	C (mm)	CH (mm)	CH1 (mm)
1255929	C18S22411-04040	Crimped	4	6,0	1/4"	4	9/16-18	27,5	14,0	17,0
1255951	C18S22411-06060	Crimped	6	10,0	3/8"	6	11/16-16	31,0	17,0	22,0
1259991	C18S22411-06080	Crimped	6	10,0	3/8"	8	13/16-16	36,0	22,0	24,0
1255981	C18S22411-08080	Crimped	8	13,0	1/2"	8	13/16-16	36,1	22,0	24,0
1259993	C18S22411-08100	Crimped	8	13,0	1/2"	10	1-14	40,4	24,0	30,0
1259995	C18S22411-08120	Crimped	8	13,0	1/2"	12	1 3/16-12	42,1	30,0	36,0
1256030	C18S22411-10100	Crimped	10	16,0	5/8"	10	1-14	40,3	24,0	30,0
1260012	C18S22411-10120	Crimped	10	16,0	5/8"	12	1 3/16-12	42,8	30,0	36,0
1261196	C18S22411-12100	Crimped	12	19,0	3/4"	10	1-14	41,6	27,0	30,0
1256052	C18S22411-12120	Crimped	12	19,0	3/4"	12	1 3/16-12	44,1	30,0	36,0
1257107	C18S22411-12160	Crimped	12	19,0	3/4"	16	1 7/16-12	50,1	36,0	41,0
1261104	C18S22411-16120	Crimped	16	25,0	1"	12	1 3/16-12	51,1	32,0	36,0
1255811	C18S22411-16160	Crimped	16	25,0	1"	16	1 7/16-12	53,1	36,0	41,0
1255813	C18S22411-16200	Crimped	16	25,0	1"	20	1 11/16-12	54,1	41,0	50,0
1255910	C18S22411-20200	Crimped	20	32,0	1 1/4"	20	1 11/16-12	55,9	46,0	50,0
1257108	C18S22411-24240	Crimped	24	38,0	1 1/2"	24	2-12	61,5	50,0	60,0

ONE PIECE

Design and dimensions shown may be changed without prior notice

**// C18S22441**

**45° ORFS Female**  
**DK ORFS 45**  
**Solid one piece**

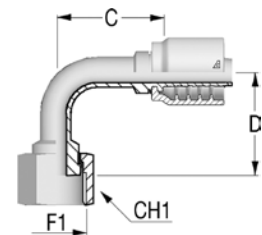


Item Code	Product Code	Nut Type	ID (Dash)	ID (mm)	ID (in)	F1 Dash	F1	C (mm)	D Drop (mm)	CH1 (mm)
1255936	C18S22443-04040	Slip on nut	4	6,0	1/4"	4	9/16-18	38,0	15,0	17,0
1255962	C18S22443-06060	Slip on nut	6	10,0	3/8"	6	11/16-16	48,0	17,0	22,0
1255985	C18S22441-08080	Crimped	8	13,0	1/2"	8	13/16-16	54,0	22,0	24,0
1256035	C18S22441-10100	Crimped	10	16,0	5/8"	10	1-14	58,0	17,0	30,0
1256058	C18S22443-12120	Slip on nut	12	19,0	3/4"	12	1 3/16-12	67,0	21,0	36,0
1258872	C18S22441-12160	Crimped	12	19,0	3/4"	16	1 7/16-12	68,4	28,0	41,0
1255836	C18S22441-16160	Crimped	16	25,0	1"	16	1 7/16-12	95,0	28,0	41,0
1259872	C18S22441-16200	Crimped	16	25,0	1"	20	1 11/16-12	88,0	28,0	50,0
1255914	C18S22441-20200	Crimped	20	32,0	1 1/4"	20	1 11/16-12	108,0	36,5	50,0
1260007	C18S22441-24240	Crimped	24	38,0	1 1/2"	24	2-12	116,0	37,0	60,0

Image: insert with Crimped Nut.

**// C18S22493S**

**90° ORFS Female**  
**Short Drop**  
**DK ORFS 90S**  
**Solid one piece**

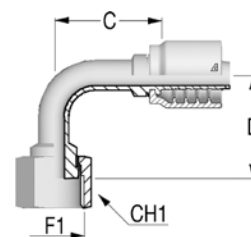


Item Code	Product Code	Nut Type	ID (Dash)	ID (mm)	ID (in)	F1 Dash	F1	C (mm)	D Drop (mm)	CH1 (mm)
1261247	C18S22493-0606S	Slip on nut	6	10,0	3/8"	6	11/16-16	40,0	27,0	22,0
1261288	C18S22493-0608S	Slip on nut	6	10,0	3/8"	8	13/16-16	42,0	29,0	24,0
1261250	C18S22493-0810S	Slip on nut	8	13,0	1/2"	10	1-14	46,0	32,0	30,0
1259983	C18S22491-1010S	Crimped	10	16,0	5/8"	10	1-14	52,0	32,0	30,0
1259152	C18S22493-1212S	Slip on nut	12	19,0	3/4"	12	1 3/16-12	63,0	51,0	36,0
1259154	C18S22491-1616S	Crimped	16	25,0	1"	16	1 7/16-12	80,0	56,0	41,0
1258877	C18S22491-2020S	Crimped	20	32,0	1 1/4"	20	1 11/16-12	98,0	64,0	50,0
1261252	C18S22491-2424S	Crimped	24	38,0	1 1/2"	24	2-12	104,0	78,0	60,0

Image: insert with Slip on Nut.

**// C18S22493M**

**90° ORFS Female**  
**Medium Drop**  
**DK ORFS 90M**  
**Solid one piece**

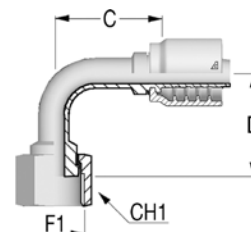


Item Code	Product Code	Nut Type	ID (Dash)	ID (mm)	ID (in)	F1 Dash	F1	C (mm)	D Drop (mm)	CH1 (mm)
1255934	C18S22493-04040	Slip on nut	4	6,0	1/4"	4	9/16-18	30,0	32,0	17,0
1255959	C18S22493-06060	Slip on nut	6	10,0	3/8"	6	11/16-16	43,0	38,0	22,0
1261287	C18S22493-0608M	Slip on nut	6	10,0	3/8"	8	13/16-16	44,0	41,0	24,0
1255983	C18S22491-08080	Crimped	8	13,0	1/2"	8	13/16-16	35,0	42,0	24,0
1261249	C18S22493-0810M	Slip on nut	8	13,0	1/2"	10	1-14	48,0	47,0	30,0
1256033	C18S22491-10100	Crimped	10	16,0	5/8"	10	1-14	56,0	44,0	30,0
1261251	C18S22493-1012M	Slip on nut	10	16,0	5/8"	12	1 3/16-12	55,0	58,0	36,0
1256054	C18S22493-12120	Slip on nut	12	19,0	3/4"	12	1 3/16-12	63,0	58,0	36,0
1257120	C18S22491-12120	Crimped	12	19,0	3/4"	12	1 3/16-12	68,0	58,0	36,0
1258676	C18S22493-12160	Slip on nut	12	19,0	3/4"	16	1 7/16-12	70,0	58,0	41,0
1261105	C18S22491-12160	Crimped	12	19,0	3/4"	16	1 7/16-12	70,0	58,0	36,0
1260017	C18S22491-16120	Crimped	16	25,0	1"	12	1 3/16-12	65,0	58,0	36,0
1255834	C18S22491-16160	Crimped	16	25,0	1"	16	1 7/16-12	80,0	66,0	41,0
1255912	C18S22491-20200	Crimped	20	32,0	1 1/4"	20	1 11/16-12	101,0	81,0	50,0
1259950	C18S22491-24240	Crimped	24	38,0	1 1/2"	24	2-12	128,0	96,5	60,0
1261273	C18S22491-2424M	Crimped	24	38,0	1 1/2"	24	2-12	126,0	86,0	60,0

Image: insert with Slip on Nut.

**// C18S22493L**

**90° ORFS Female**  
**Long Drop**  
**DK ORFS 90L**  
**Solid one piece**



Item Code	Product Code	Nut Type	ID (Dash)	ID (mm)	ID (in)	F1 Dash	F1	C (mm)	D Drop (mm)	CH1 (mm)
1259987	C18S22493-0606L	Slip on nut	6	10,0	3/8"	6	11/16-16	43,0	54,0	22,0
1261286	C18S22493-0608L	Slip on nut	6	10,0	3/8"	8	13/16-16	47,0	64,0	30,0
1260001	C18S22491-0808L	Crimped	8	13,0	1/2"	8	13/16-16	35,0	64,0	24,0
1261248	C18S22493-0810L	Slip on nut	8	13,0	1/2"	10	1-14	46,0	70,0	36,0
1259998	C18S22491-1010L	Crimped	10	16,0	5/8"	10	1-14	56,0	70,0	30,0
1259150	C18S22493-1212L	Slip on nut	12	19,0	3/4"	12	1 3/16-12	63,0	96,0	36,0
1261266	C18S22493-1216L	Slip on nut	12	19,0	3/4"	16	1 7/16-12	63,0	114,0	41,0
1259985	C18S22491-1616L	Crimped	16	25,0	1"	16	1 7/16-12	80,0	114,0	41,0
1258876	C18S22491-2020L	Crimped	20	32,0	1 1/4"	20	1 11/16-12	101,0	129,0	50,0
1261272	C18S22491-2424L	Crimped	24	38,0	1 1/2"	24	2-12	126,0	141,0	60,0

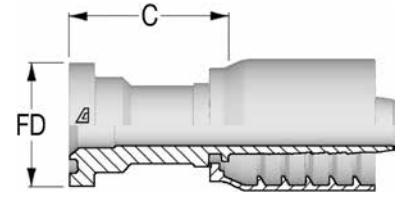
Image: insert with Slip on Nut.

Design and dimensions shown may be changed without prior notice

## // SAE FLANGES

## // C18S43310

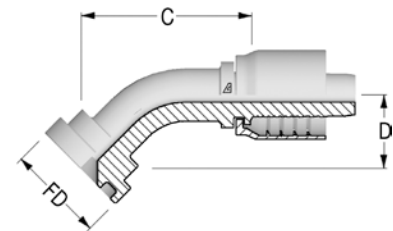
Flange SAE 3000 psi J518 Code 61  
SFL



Item Code	Product Code	ID (Dash)	ID (mm)	ID (in)	F1 Dash	F1	FD (mm)	C (mm)	WP (psi)
1260784	C18S43310-08080	8	13,0	1/2"	8	1/2	30,2	42,6	5000
1259278	C18S43310-08120	8	13,0	1/2"	12	3/4	38,1	43,6	5000
1257121	C18S43310-12120	12	19,0	3/4"	12	3/4	38,1	39,5	5000
1257122	C18S43310-12160	12	19,0	3/4"	16	1	44,5	52,0	5000
1259878	C18S43310-12200	12	19,0	3/4"	20	1 1/4	50,8	52,0	5000
1255816	C18S43310-16160	16	25,0	1"	16	1	44,5	54,1	5000
1255818	C18S43310-16200	16	25,0	1"	20	1 1/4	50,8	56,6	4000
1259959	C18S43310-16240	16	25,0	1"	24	1 1/2	60,3	59,6	4000
1255885	C18S43310-20200	20	32,0	1 1/4"	20	1 1/4	50,8	57,5	3000
1259468	C18S43310-20240	20	32,0	1 1/4"	24	1 1/2	60,3	60,4	3000
1259745	C18S43310-24200	24	38,0	1 1/2"	20	1 1/4	50,8	54,5	3000
1257128	C18S43310-24240	24	38,0	1 1/2"	24	1 1/2	60,3	62,5	3000
1259965	C18S43310-24320	24	38,0	1 1/2"	32	2	71,4	62,5	3000
1258677	C18S43310-32320	32	51,0	2"	32	2	71,4	79,2	3000

## // C18S43340

45° Flange SAE 3000 psi J518 Code 61  
SFL 45  
Solid one piece



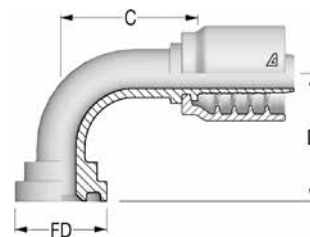
Item Code	Product Code	ID (Dash)	ID (mm)	ID (in)	F1 Dash	F1	FD (mm)	C (mm)	D Drop (mm)	WP (psi)
1259905	C18S43340-08080	8	13,0	1/2"	8	1/2	30,2	52,0	22,0	5000
1258292	C18S43340-08120	8	13,0	1/2"	12	3/4	38,1	76,0	26,0	3000
1257141	C18S43340-12120	12	19,0	3/4"	12	3/4	38,1	71,0	28,0	5000
1257629	C18S43340-12160	12	19,0	3/4"	16	1	44,5	103,0	28,0	5000
1255850	C18S43340-16160	16	25,0	1"	16	1	44,5	88,0	35,0	5000
1259966	C18S43340-16200	16	25,0	1"	20	1 1/4	50,8	99,0	32,5	4000
1255891	C18S43340-20200	20	32,0	1 1/4"	20	1 1/4	50,8	103,0	38,5	3000
1257140	C18S43340-20240	20	32,0	1 1/4"	24	1 1/2	60,3	99,0	40,0	3000
1257139	C18S43340-24240	24	38,0	1 1/2"	24	1 1/2	60,3	111,0	43,0	3000
1259047	C18S43340-24320	24	38,0	1 1/2"	32	2	71,4	140,0	56,5	3000
1259031	C18S43340-32320	32	51,0	2"	32	2	71,4	154,0	54,0	6000

**// C18S43390**

**90° Flange SAE 3000 psi J518 Code 61**

**SFL 90**

**Solid one piece**



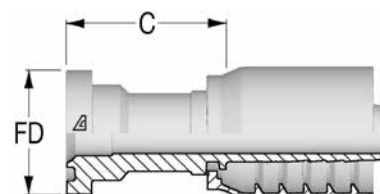
Item Code	Product Code	ID (Dash)	ID (mm)	ID (in)	F1 Dash	F1	FD (mm)	C (mm)	D Drop (mm)	WP (psi)
1259974	C18S43390-08080	8	13,0	1/2"	8	1/2	31,8	43,0	42,0	3000
1258289	C18S43390-08120	8	13,0	1/2"	12	3/4	38,1	45,0	51,0	3000
1257135	C18S43390-12120	12	19,0	3/4"	12	3/4	38,1	58,0	65,0	5000
1257138	C18S43390-12160	12	19,0	3/4"	16	1	44,5	68,0	59,0	5000
1262184	C18S43390-16120	16	25,0	1"	12	3/4	38,1	85,0	55,0	5000
1255848	C18S43390-16160	16	25,0	1"	16	1	44,5	79,0	64,0	5000
1257136	C18S43390-16200	16	25,0	1"	20	1 1/4	50,8	75,0	69,0	4000
1255889	C18S43390-20200	20	32,0	1 1/4"	20	1 1/4	50,8	91,0	81,0	3000
1259744	C18S43390-20240	20	32,0	1 1/4"	24	1 1/2	60,3	87,0	81,0	3000
1257137	C18S43390-24240	24	38,0	1 1/2"	24	1 1/2	60,3	103,0	93,0	3000
1259029	C18S43390-24320	24	38,0	1 1/2"	32	2	71,4	138,0	97,0	3000
1259030	C18S43390-32320	32	51,0	2"	32	2	71,4	139,0	130,0	3000

ONE PIECE

**// C18S43610**

**Flange SAE 6000 psi J518 Code 62**

**SFS**



Item Code	Product Code	ID (Dash)	ID (mm)	ID (in)	F1 Dash	F1	FD (mm)	C (mm)	WP (psi)
1259968	C18S43610-08080	8	13,0	1/2"	8	1/2	31,8	43,6	6000
1257144	C18S43610-12120	12	19,0	3/4"	12	3/4	41,3	53,1	6000
1257147	C18S43610-12160	12	19,0	3/4"	16	1	47,6	56,5	6000
1255823	C18S43610-16120	16	25,0	1"	12	3/4	41,3	59,1	6000
1255820	C18S43610-16160	16	25,0	1"	16	1	47,6	59,1	6000
1255822	C18S43610-16200	16	25,0	1"	20	1 1/4	54,0	66,1	6000
1257999	C18S43610-16240	16	25,0	1"	24	1 1/2	63,5	71,1	6000
1255882	C18S43610-20160	20	32,0	1 1/4"	16	1	47,6	60,0	6000
1254091	C18S43610-20200	20	32,0	1 1/4"	20	1 1/4	54,0	62,2	6000
1257148	C18S43610-20240	20	32,0	1 1/4"	24	1 1/2	63,5	74,0	6000
1257145	C18S43610-24200	24	38,0	1 1/2"	20	1 1/4	54,0	70,0	6000
1254092	C18S43610-24240	24	38,0	1 1/2"	24	1 1/2	63,5	68,5	6000
1257146	C18S43610-24320	24	38,0	1 1/2"	32	2	79,4	88,0	6000
1254093	C18S43610-32320	32	51,0	2"	32	2	79,4	103,0	6000

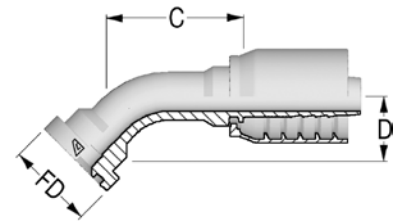
Design and dimensions shown may be changed without prior notice

## // C18S43640

45° Flange SAE 6000 psi J518 Code 62

SFS 45

Solid one piece



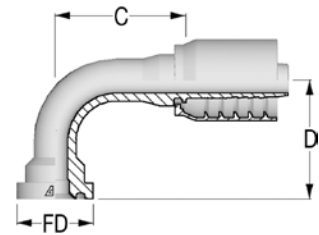
Item Code	Product Code	ID (Dash)	ID (mm)	ID (in)	F1 Dash	F1	FD (mm)	C (mm)	D Drop (mm)	WP (psi)
1259964	C18S43640-08080	8	13,0	1/2"	8	1/2	31,8	56,0	23,0	6000
1257131	C18S43640-12120	12	19,0	3/4"	12	3/4	41,3	75,0	30,0	6000
1257130	C18S43640-12160	12	19,0	3/4"	16	1	47,6	81,0	33,0	6000
1257132	C18S43640-16120	16	25,0	1"	12	3/4	41,3	77,0	29,5	6000
1255844	C18S43640-16160	16	25,0	1"	16	1	47,6	96,7	36,0	6000
1255846	C18S43640-16200	16	25,0	1"	20	1 1/4	54,0	96,0	44,0	6000
1257133	C18S43640-20160	20	32,0	1 1/4"	16	1	47,6	97,0	34,0	6000
1255895	C18S43640-20200	20	32,0	1 1/4"	20	1 1/4	54,0	102,0	41,0	6000
1257134	C18S43640-20240	20	32,0	1 1/4"	24	1 1/2	63,5	111,7	48,0	6000
1257129	C18S43640-24240	24	38,0	1 1/2"	24	1 1/2	63,5	143,0	48,0	6000
1259747	C18S43640-24320	24	38,0	1 1/2"	32	2	79,4	137,0	55,0	6000
1260420	C18S43640-32320	32	51,0	2"	32	2	79,4	177,0	61,0	6000

## // C18S43690

90° Flange SAE 6000 psi J518 Code 62

SFS 90

Solid one piece



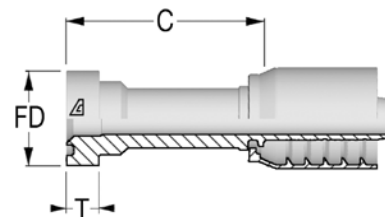
Item Code	Product Code	ID (Dash)	ID (mm)	ID (in)	F1 Dash	F1	FD (mm)	C (mm)	D Drop (mm)	WP (psi)
1259972	C18S43690-08080	8	13,0	1/2"	8	1/2	31,8	44,0	42,0	6000
1257109	C18S43690-12120	12	19,0	3/4"	12	3/4	41,3	65,0	64,0	6000
1257110	C18S43690-12160	12	19,0	3/4"	16	1	47,6	65,0	66,0	6000
1259846	C18S43690-16120	16	25,0	1"	12	3/4	41,3	75,0	61,0	6000
1255840	C18S43690-16160	16	25,0	1"	16	1	47,6	75,0	74,0	6000
1257113	C18S43690-16200	16	25,0	1"	20	1 1/4	54,0	79,0	85,0	6000
1255906	C18S43690-20160	20	32,0	1 1/4"	16	1	47,6	86,0	72,0	6000
1257114	C18S43690-20200	20	32,0	1 1/4"	20	1 1/4	54,0	96,0	91,0	6000
1257115	C18S43690-20240	20	32,0	1 1/4"	24	1 1/2	63,5	99,0	103,5	6000
1259746	C18S43690-24200	24	38,0	1 1/2"	20	1 1/4	54,0	112,0	85,0	6000
1257111	C18S43690-24240	24	38,0	1 1/2"	24	1 1/2	63,5	114,0	109,0	6000
1258871	C18S43690-24320	24	38,0	1 1/2"	32	2	79,4	106,5	121,5	6000
1257112	C18S43690-32320	32	51,0	2"	32	2	79,4	168,0	134,0	6000

ONE PIECE

# // SUPERCAT FLANGES

## // C18S43910

Flange SUPERCAT



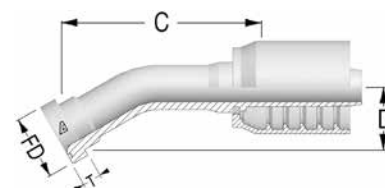
Item Code	Product Code	ID (Dash)	ID (mm)	ID (in)	F1 Dash	F1	FD (mm)	T (mm)	C (mm)
1257116	C18S43910-12120	12	19,0	3/4"	12	3/4	41,3	14,3	85,5
1257118	C18S43910-12160	12	19,0	3/4"	16	1	47,6	14,3	87,0
1255829	C18S43910-16160	16	25,0	1"	16	1	47,6	14,3	95,1
1255831	C18S43910-16200	16	25,0	1"	20	1 1/4	54,0	14,3	95,1
1255887	C18S43910-20200	20	32,0	1 1/4"	20	1 1/4	54,0	14,3	91,0
1257119	C18S43910-20240	20	32,0	1 1/4"	24	1 1/2	63,5	14,3	87,0
1257117	C18S43910-24240	24	38,0	1 1/2"	24	1 1/2	63,5	14,3	88,0
1259871	C18S43910-32320	32	51,0	2"	32	2	79,4	14,3	105,0

ONE PIECE

## // C18S43920

22° Flange SUPERCAT

Solid one piece



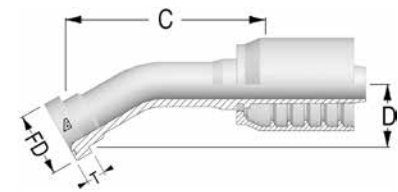
Item Code	Product Code	ID (Dash)	ID (mm)	ID (in)	F1 Dash	F1	FD (mm)	T (mm)	C (mm)	D Drop (mm)
1257169	C18S43920-12120	12	19,0	3/4"	12	3/4	41,3	14,3	115,0	21,0
1257170	C18S43920-12160	12	19,0	3/4"	16	1	47,6	14,3	122,0	17,0
1255864	C18S43920-16160	16	25,0	1"	16	1	47,6	14,3	107,0	17,0
1258296	C18S43920-16200	16	25,0	1"	20	1 1/4	54,0	14,3	140,0	18,0
1255903	C18S43920-20200	20	32,0	1 1/4"	20	1 1/4	54,0	14,3	161,0	25,5
1257172	C18S43920-20240	20	32,0	1 1/4"	24	1 1/2	63,5	14,3	170,0	22,0
1259893	C18S43920-24240	24	38,0	1 1/2"	24	1 1/2	63,5	14,3	125,0	21,0

Design and dimensions shown may be changed without prior notice

## // C18S43930

## 30° Flange SUPERCAT

Solid one piece

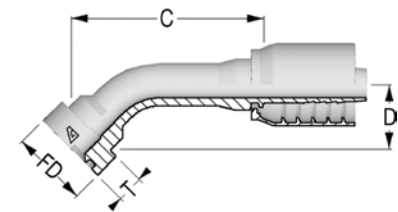


Item Code	Product Code	ID (Dash)	ID (mm)	ID (in)	F1 Dash	F1	FD (mm)	T (mm)	C (mm)	D Drop (mm)
1257181	C18S43930-12120	12	19,0	3/4"	12	3/4	41,3	14,3	113,0	24,0
1257546	C18S43930-12160	12	19,0	3/4"	16	1	47,6	14,3	118,0	26,5
1257180	C18S43930-16160	16	25,0	1"	16	1	47,6	14,3	138,0	27,0
1258870	C18S43930-16200	16	25,0	1"	20	1 1/4	54,0	14,3	137,0	25,5
1260204	C18S43930-20200	20	32,0	1 1/4"	20	1 1/4	54,0	14,3	159,0	28,2
1258869	C18S43930-20240	20	32,0	1 1/4"	24	1 1/2	63,5	14,3	167,0	30,5
1259892	C18S43930-24240	24	38,0	1 1/2"	24	1 1/2	63,5	14,3	122,0	30,0

## // C18S43940

## 45° Flange SUPERCAT

Solid one piece

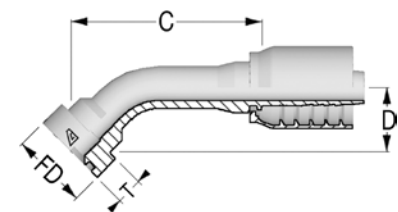


Item Code	Product Code	ID (Dash)	ID (mm)	ID (in)	F1 Dash	F1	FD (mm)	T (mm)	C (mm)	D Drop (mm)
1257158	C18S43940-12120	12	19,0	3/4"	12	3/4	41,3	14,3	107,0	33,7
1258678	C18S43940-12160	12	19,0	3/4"	16	1	47,6	14,3	112,0	34,0
1255856	C18S43940-16160	16	25,0	1"	16	1	47,6	14,3	129,0	42,5
1255858	C18S43940-16200	16	25,0	1"	20	1 1/4	54,0	14,3	128,0	40,0
1257159	C18S43940-20200	20	32,0	1 1/4"	20	1 1/4	54,0	14,3	149,0	45,0
1259900	C18S43940-24320	24	38,0	1 1/2"	32	2	79,4	14,3	155,0	63,0
1259884	C18S43940-32320	32	51,0	2"	32	2	79,4	14,3	168,0	63,0

## // C18S43960

## 60° Flange SUPERCAT

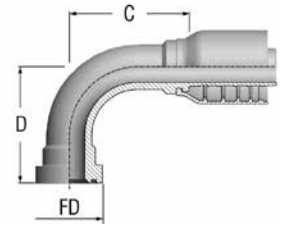
Solid one piece



Item Code	Product Code	ID (Dash)	ID (mm)	ID (in)	F1 Dash	F1	FD (mm)	T (mm)	C (mm)	D Drop (mm)
1258679	C18S43960-12120	12	19,0	3/4"	12	3/4	41,3	14,3	92,6	46,0
1258680	C18S43960-12160	12	19,0	3/4"	16	1	47,6	14,3	95,6	48,5
1255860	C18S43960-16160	16	25,0	1"	16	1	47,6	14,3	116,0	59,0
1255862	C18S43960-16200	16	25,0	1"	20	1 1/4	54,0	14,3	116,0	57,0
1259886	C18S43960-20200	20	32,0	1 1/4"	20	1 1/4	54,0	14,3	134,0	65,0

## // C18S43990

90° Flange SUPERCAT  
Solid one piece



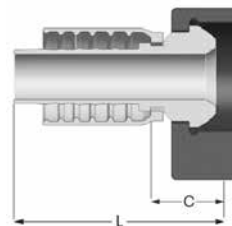
Item Code	Product Code	ID (Dash)	ID (mm)	ID (in)	F1 Dash	F1	FD (mm)	T (mm)	C (mm)	D Drop (mm)
1257151	C18S43990-12120	12	19,0	3/4"	12	3/4	41,3	14,3	67,0	67,0
1257152	C18S43990-12160	12	19,0	3/4"	16	1	47,6	14,3	69,0	70,0
1255852	C18S43990-16160	16	25,0	1"	16	1	47,6	14,3	85,0	79,0
1255854	C18S43990-16200	16	25,0	1"	20	1 1/4	54,0	14,3	80,0	82,5
1255901	C18S43990-20200	20	32,0	1 1/4"	20	1 1/4	54,0	14,3	96,0	93,0
1257150	C18S43990-20240	20	32,0	1 1/4"	24	1 1/2	63,5	14,3	97,0	101,0
1257153	C18S43990-24240	24	38,0	1 1/2"	24	1 1/2	63,5	14,3	117,0	109,0
1259870	C18S43990-32320	32	51,0	2"	32	2	79,4	14,3	141,0	138,5

Design and dimensions shown may be changed without prior notice

## // HAMMER UNION

## // C18S13F13

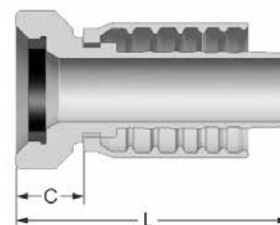
Male Hammer Union Fig. 1502 Integral Fitting with Lug Nut



Item Code	Product Code	ID (Dash)	ID (mm)	ID (in)	C (mm)	L (mm)
1257190	C18S13F13-32320	32	51,0	2"	65,2	153,2

## // C18S23F10

Female Hammer Union Fig. 1502 Integral Fitting with Rubber Ring



Item Code	Product Code	ID (Dash)	ID (mm)	ID (in)	C (mm)	L (mm)
1257189	C18S23F10-32320	32	51,0	2"	61,7	149,7

# THE ALFAGOMMA GROUP

## **ALFAGOMMA**

**ARGENTINA – Buenos Aires**  
Moreno Store Center  
Belisario Roldán 2616 - CP. 1744  
La Reja - Bs. As.  
+54 (11) 5365-6062/6063

**AUSTRALIA – Sydney**  
50 Honeycomb Drive  
Eastern Creek  
Sydney, NSW 2766  
+61 (2) 98 53 09 00  
sydney@alfagomma.com.au

**BELGIUM & NETHERLANDS – Benelux**  
Z5 Mollem 340  
1730 Asse – Mollem  
+32 (2) 209 27 40  
info.benelux@alfagomma.com

**BRAZIL – Guaranésia**  
Rua Felice Gennasio 401  
Distrito Indl. Dr. Firmino Rocha de Freitas  
37810-000 - Guaranésia, MG - Brasil  
+55 (35) 35 55 0408  
contato@alfagomma.com.br

**CANADA – Montreal**  
6550 Abrams  
St. Laurent, Montreal  
Quebec H4S 1Y2  
+1 (514) 33 35 577  
info@alfagomma.ca

**CHINA – Ningbo**  
No. 1 Cidong South Avenue  
Coastal Economic Development Zone  
Cixi, Zhejiang, China 315311  
+86 (574) 88 15 72 88  
alfagomma.china@alfagomma.com.cn

**FRANCE – Villepinte**  
Le Sisley – Parc d'activité Paris Nord 2  
23 Allée des Impressionnistes  
93420 Villepinte  
+33 (1) 48172121  
agfrance.info@alfagomma.com

**GERMANY – Herne**  
Friedrich der Grosse 10  
44628 Herne  
+49 (2323) 14 730  
info.germany@alfagomma.com

**GREECE – Athens**  
85 Kifissou Avenue  
12241 Aigaleo, Athens  
+30 (210) 41 19 909  
info.hellas@alfagomma.com

**INDONESIA – Tangerang**  
Jalan Raya Serang km. 16  
Sukamulya Cikupa  
Tangerang Banten 15710  
+62 (21) 59 66 4792  
jakarta@alfagomma.co.id

**ITALY – Vimercate**  
Via Torri Bianche 1  
20871 Vimercate (MB)  
+39 (039) 60 161  
info@alfagomma.com

**MALAYSIA – Pasir Gudang**  
Plo 405, Jalan Perak 4  
81707 Pasir Gudang  
Negeri Johor Darul Takzim  
+60 (7) 25 72 000  
alfagomma@alfagomma.com.my

**MEXICO – Torreón**  
Av. Industria de la transformacion  
Parque Pymes 585  
27400 Torreón, Coahuila  
+52 8713125026  
alfagomma.mexico@alfagomma.com

**SINGAPORE**  
14 Tuas Ave 11  
Singapore 639080  
+65 6360 9000  
alfagomma@alfagomma.com.sg

**SOUTH AFRICA – Johannesburg**  
17 Quark Crescent Linbro Business Park  
Sandton 2065  
+27 (11) 20 10 900  
alfagomma@alfagomma.co.za

**SOUTH KOREA – Hwasung**  
15 Julteo Gil  
Yangkam-Myun, Hwasung-Si  
Kyungki-Do 18630  
+82 (31) 35 28 671  
alfagomma@alfagomma.co.kr

**THAILAND – Bangkok**  
60/21 Moo.4 King Kaew Road  
Racha Thewa SubDistrict, Bang Phli District  
Samut Prakan Province, 10540  
+66 (0) 2 136 2388  
sales@alfagomma.co.th

**UNITED KINGDOM – Haydock**  
43 Wilcock Road  
Old Boston Trading Estate Haydock  
St. Helens WA11 9TG  
+44 (1942) 40 76 80  
haydock.sales@alfagomma.com

**UNITED STATES OF AMERICA – Burlington**  
3520 West Avenue  
IA 52601 Burlington  
+1 (319) 75 89 224  
info@alfagomma.us

## **DUNLOPHIFLEX**

**DENMARK – Kolding**  
Kokbjerg 1A  
6000 Kolding  
+45 43 25 40 00  
kundeservice@dunlophiflex.dk

**ESTONIA – Tallin**  
Läike tee 32/1 - Peetri alevik,  
Rae vald - 75312 Harjumaa (Tallinn)  
+372 (0) 605 4900  
tallinn@dunlophiflex.ee

**FINLAND – Pirkkala**  
Jasperintie 320  
33960 Pirkkala  
+358 (207) 625 700  
info@dunlophiflex.fi

**NORWAY – Kristiansand**  
Buråsen 7  
4636 Kristiansand  
+47 23 00 47 00  
sales@dunlophiflex.no

**SWEDEN – Halmstad**  
Kistinge Industriområde  
Seldonsvägen 2  
302 62 Halmstad  
+46 (0)10-414 44 00  
info@dunlophiflex.se

## **ARGUS**

**GERMANY – Ettlingen**  
Pforzheimer Str. 126  
76275 Ettlingen  
+49 (7243) 50 550  
info@argus-fluidtechnik.de

**UNITED KINGDOM – Salisbury**  
Telford Road  
Salisbury, Wiltshire SP2 7PH  
+44 (1722) 42 05 90  
sales@hiflex-europe.com

## **KIOWA**

**UNITED KINGDOM – Sleaford**  
Kiowa Ltd, The Reservation, East Road  
Sleaford, Lincolnshire, NG34 7BY  
+44 (0) 1529 416200  
sales@kiowa.co.uk



**HEADQUARTER**  
**Alfagomma SpA**  
Via Torri Bianche 1  
20871 Vimercate (MB) Italy  
marketing@alfagomma.com  
www.alfagomma.com